

ORGANIZATION OF AMERICAN STATES



SPECIFIC FUNDS

General Secretariat Activities Related to All Specific Funds (Executive Summary)

Statement of Changes in Fund Balance Summary by Organization

From January 1, 2006 to August 31, 2006

GENERAL SECRETARIAT FINANCIAL ACTIVITIES RELATED TO ALL SPECIFIC FUNDS

(EXECUTIVE SUMMARY)

From January 01, 2006 to August 31, 2006

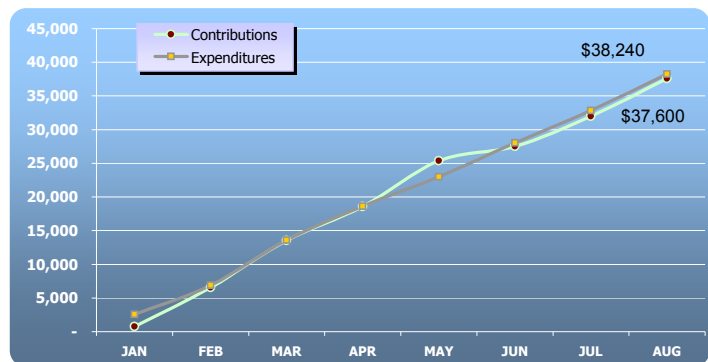
MAJOR TRENDS AND ACTIVITIES

During the year Specific Funds projects received \$37.6M in contributions, compared to \$44.5M during the same period last year, this 15.5% decrease corresponds mainly to \$9.5M in received for the Special Mission in Haiti in 2005.

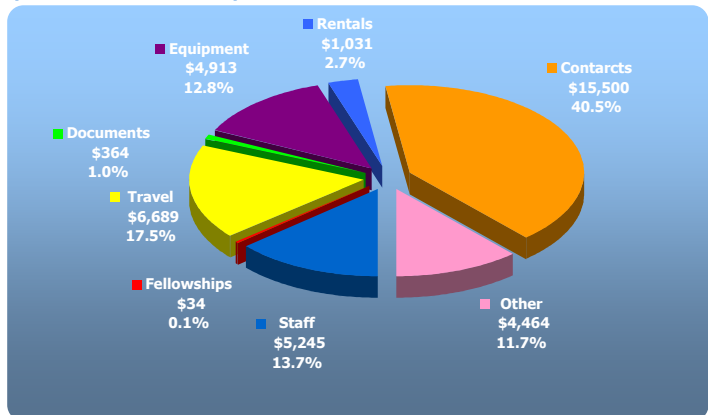
In August contributions of \$5.6M were received from the IDB \$1.1M, Canada \$0.99M, The United States \$0.87M, Sweden \$0.84M, the United Nations \$0.47M and others.

Specific funds expenditures for the period totaled \$38.2M, similar to last year's execution of \$40.6M for the same period.

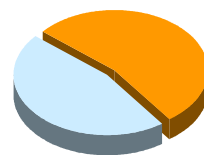
■ ■ ■ CUMULATIVE CONTRIBUTIONS AND EXPENDITURES, YTD Chart 1
(in thousands of US dollars)




■ ■ ■ EXPENDITURES COMPOSITION BY OBJECT OF EXPENSE, YTD Chart 2
(in thousands of US dollars)



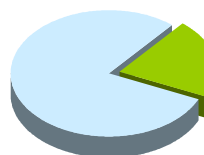
CONTRIBUTIONS BY DONOR



	RF ⁽¹⁾	SEDI ⁽²⁾	TOTAL
54% Member States	\$ 16,859,584	\$ 3,380,611	\$ 20,240,195
1 United States (25.2% of total contributions)	9,480,946	-	9,480,946
2 Canada (17.4% of total contributions)	4,458,526	2,090,709	6,549,235
3 Argentina (2.4% of total contributions)	60,000	850,000	910,000
4 Mexico (2.3% of total contributions)	449,069	411,250	860,319
5 Brazil (1.6% of total contributions)	607,901	-	607,901
6 Colombia	560,943	-	560,943
7 Dominican Republic	402,735	-	402,735
8 Chile	237,000	-	237,000
9 Ecuador	149,850	-	149,850
10 Honduras	102,214	28,653	130,867
Others	350,399	-	350,399



	RF ⁽¹⁾	SEDI ⁽²⁾	TOTAL
26% Observers	\$ 9,651,264	\$ -	\$ 9,651,264
1 Sweden (13.7% of total contributions)	5,133,830	-	5,133,830
2 Spain (4.6% of total contributions)	1,726,130	-	1,726,130
3 European Union (2.7% of total contributions)	1,003,730	-	1,003,730
4 Norway (1.5% of total contributions)	550,721	-	550,721
5 Italy (1% of total contributions)	364,283	-	364,283
6 Finland	282,337	-	282,337
7 United Kingdom	137,800	-	137,800
8 France	126,304	-	126,304
9 China	110,000	-	110,000
10 Japan	92,250	-	92,250
Others	123,880	-	123,880



	RF ⁽¹⁾	SEDI ⁽²⁾	TOTAL
20% Non-Member States and Others	\$ 7,548,377	\$ 160,570	\$ 7,708,946
1 United Nations (9.1% of total contributions)	3,406,263	-	3,406,263
2 I-A Development Bank (3.1% of total contributions)	1,152,766	-	1,152,766
3 World Bank (2.5% of total contributions)	921,339	-	921,339
4 Hewlett Packard Company (0.2% of total contributions)	60,000	-	60,000
5 International Development Research Centre	-	36,294	36,294
Multiple Funding Sources & Others (6.1% of total contributions)	2,008,009	124,276	2,132,285

100% Total Contributions	\$ 34,059,224	\$ 3,541,181	\$ 37,600,405
---------------------------------	----------------------	---------------------	----------------------

(1) Specific Funds related to Regular Fund activities

(2) Specific Funds related to Integral Development activities

GENERAL SECRETARIAT FINANCIAL ACTIVITIES RELATED TO ALL SPECIFIC FUNDS (EXECUTIVE SUMMARY) From January 01, 2006 to August 31, 2006

MAJOR TRENDS AND ACTIVITIES (cont'd)

Contributions, Expenditures and Fund Balance (2004-2006), chart 3

Specific Funds activity during the period from January 1st to August 31st decreased in both contributions and expenditures by 45.3% and 41.4% respectively from 2004 to 2005 and also decreased from 2005 to 2006 by 15.5% and 6% respectively. Note that atypical contribution in the amount of 31.6M was received from Mexico during 2004.

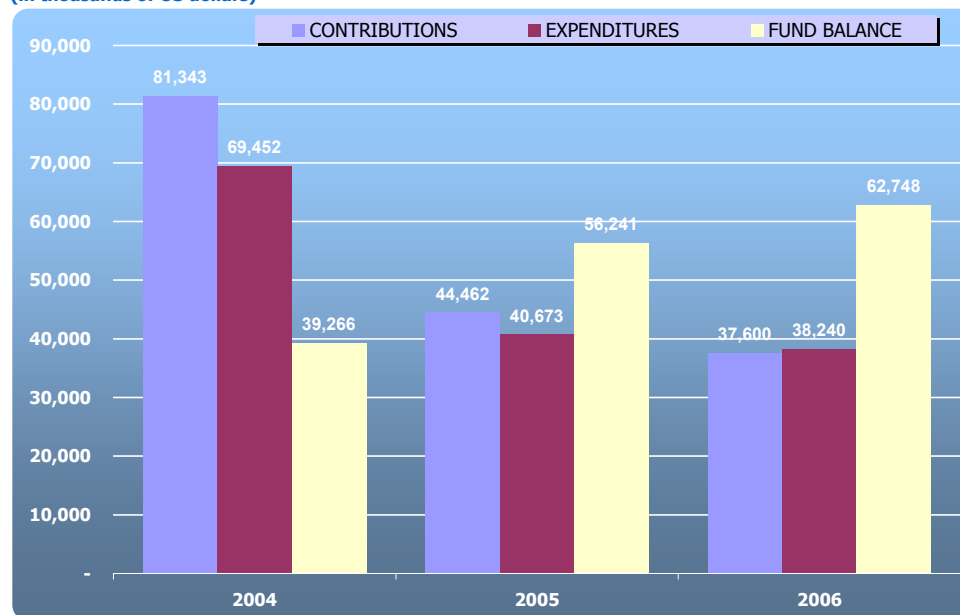
Contributions and Expenditures by Area (YTD, 2006), chart 4

About one fourth of the Specific Funds financial activity corresponds to the Department for the Promotion of Democracy. Contributions and expenditures represent 28.8% and 40.3% respectively.

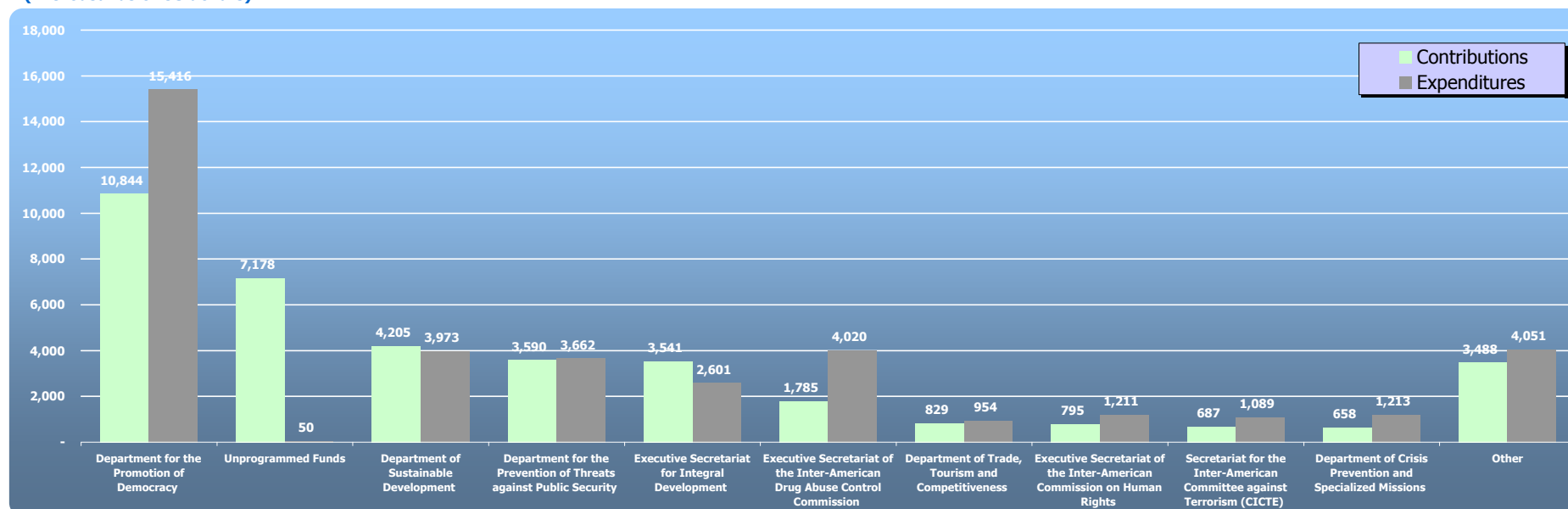
The following departments constitute together another 37.3% of the total Specific Fund expenditures of the Organization: Executive Secretariat of the Inter-American Drug Abuse Control Commission (10.5%), Department of Sustainable Development (10.4%), Department for the Prevention of Threats against Public Security (9.5%), and Executive Secretariat for Integral Development (6.8%)

Technical areas showing expenditures greater than contributions is due to carried over contribution balances from prior periods.

■ ■ ■ Contributions, Expenditures and Fund Balance YTD August 31
(in thousands of US dollars) Chart 3



■ ■ ■ CONTRIBUTIONS AND EXPENDITURES BY AREA YTD, 2006
(in thousands of US dollars) Chart 4



GENERAL SECRETARIAT FINANCIAL ACTIVITIES RELATED TO ALL SPECIFIC FUNDS (EXECUTIVE SUMMARY)

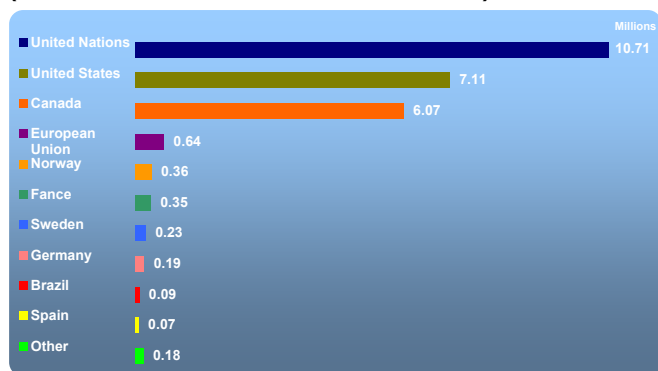
From January 01, 2006 to August 31, 2006

PROJECTS' FOLLOW UP

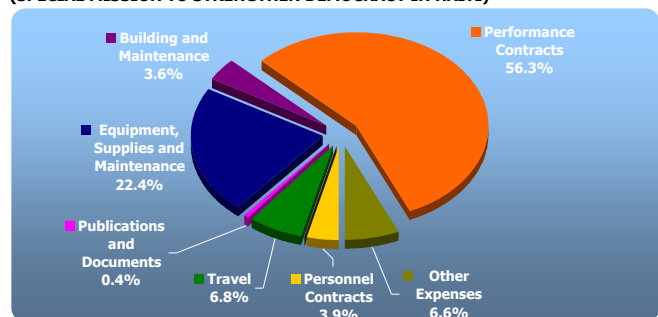
SPECIAL MISSION TO STRENGTHEN DEMOCRACY IN HAITI Area: SECRETARIAT FOR POLITICAL AFFAIRS

The purpose of this project has been to bring about the necessary conditions in Haiti in order to settle the country's on-going political crisis. As part of this initiative, a special mission was sent to Haiti to find a solution to the current political crisis. The goals of this mission are being accomplished by working with the government and people of Haiti to strengthen the country's democratic institutions; specifically in the areas of security, justice, human rights, democratic development, governance, and institutional development.

CONTRIBUTIONS COMPOSITION BY DONOR (SPECIAL MISSION TO STRENGTHEN DEMOCRACY IN HAITI) Chart 5



EXPENDITURES COMPOSITION BY OBJECT OF EXPENSE (SPECIAL MISSION TO STRENGTHEN DEMOCRACY IN HAITI) Chart 6



STATEMENT OF CHANGES IN FUND BALANCE
(SPECIAL MISSION TO STRENGTHEN DEMOCRACY IN HAITI)
From Inception (January 16, 2002) to August 31, 2006

Increases	
Contributions	\$ 26,011,797
Antigua & Barbuda	1,000
Argentina	6,000
Bahamas	20,000
Barbados	5,000
Brazil	87,614
Canada	6,071,807
CARICOM	15,000
Cyprus	1,000
European Union	641,160
Fance	350,683
Germany	192,440
Haiti	35,000
Holy See	5,000
Israel	20,000
Italy	19,455
Nicaragua	9,000
Norway	361,998
Spain	73,704
Sweden	230,781
Switzerland	24,980
United Kingdom	14,268
United Nations	10,708,994
United States	7,114,640
Other	2,673
Net Currency Exchange Gain	125,862
Total Increases	\$ 26,137,659
Decreases	
Transfer	397,736
Expenditures	969,060
Personnel Contracts	145
Temp. Posts	2,595
Fellowships	1,693,419
Travel	92,007
Publications and Documents	5,577,086
Equipment, Supplies and Maintenance	908,397
Building and Maintenance	14,032,476
Performance Contracts	1,630,122
Other Expenses	25,303,043
Total Decreases	25,303,043
Net Change during period	834,616
Unliquidated Obligations	695,318
Fund balance at end of period	\$ 139,298

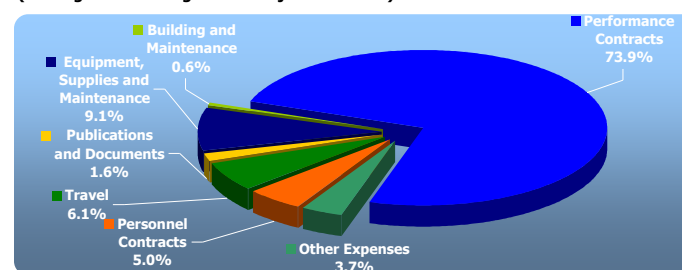
STRATEGIC ACTION PROGRAM BERMEJO RIVER BASIN Area: Department of Sustainable Development

The purpose of this project is to promote the environmental sustainable development of the Bermejo River Basin between Argentina and Bolivia. This project addresses the principal causes of soil degradation as set in the initial case study proposal and also presents the relationship between environment, development, and river basin planning. The outcome of this project will provide the necessary institutional and legal information to enhance and restore the environment, and provide protection to the species within the five component ecosystems in the area.

STATEMENT OF CHANGES IN FUND BALANCE
From Award Inception (May 01, 2001) to August 31, 2006

Increases	
Contribution	\$ 8,603,610
Interest Income	345,329
Return & Refunds	10,232
Total Increases	\$ 8,959,171
Decreases	
Expenditures	7,571,091
Personnel Contracts	377,984
Travel	457,973
Publications and Documents	124,382
Equipment, Supplies and Maintenance	690,459
Building and Maintenance	40,382
Performance Contracts	5,596,945
Other Expenses	282,966
Total Decreases	7,571,091
Net Change during period	1,388,080
Unliquidated Obligations	1,119,741
Fund balance at end of period	\$ 268,339

EXPENDITURES COMPOSITION BY OBJECT OF EXPENSE (Strategic Action Program Bermejo River Basin) Chart 7





ORGANIZATION OF AMERICAN STATES
SPECIFIC FUNDS RELATED TO REGULAR FUND ACTIVITIES
STATEMENT OF CHANGES IN FUND BALANCE
Summary by Organization
From January 01, 2006 to August 31, 2006

Secretariat, Department, Office or Other	Cash Balance Jan 01, 2006	Contributions	Transfers	Interest Income	Returns, Refunds & Other Income	Expenditures	Net Change	Cash Balance August 31, 2006	Unliquidated Obligations	Fund Balance August 31, 2006
Office of the Secretary General (11A)	\$ (84,438)	\$ 50,000	\$ -	\$ -	(1,393)	\$ 40,400	\$ 8,207	\$ (76,232)	\$ 5	\$ (76,237)
Department of Legal Services (11B)	132,332	-	-	-	-	650	(650)	131,682	470	131,212
Department of Planning, Control, and Evaluation (11C)	-	-	172,132	-	-	56,639	115,493	115,493	85,631	29,862
Department of External Relations (11D)	127,244	129,382	-	-	(611)	92,908	35,863	163,107	14,225	148,882
Department of Press and Communications (11E)	(19,691)	276	2,500	-	50	3,042	(216)	(19,907)	484	(20,391)
Office of Protocol (11F)	48,587	-	-	-	-	-	-	48,587	-	48,587
Summits Department (11G)	239,810	450,996	9,800	-	(56,540)	280,879	123,376	363,186	72,099	291,087
Office of the Assistant Secretary General (21A)	(341,648)	-	-	-	(4,618)	1,371	(5,989)	(347,637)	-	(347,637)
Office of Conferences and Meetings (21B)	190,564	-	-	-	-	-	-	190,564	-	190,564
OAS Conferences (21C)	87,283	343,298	(2,245)	-	-	254,201	86,852	174,136	20,544	153,591
Office of Cultural Services (21D)	74,710	14,000	-	84	23,096	56,497	(19,318)	55,393	3,517	51,875
Coordinating Office for the Offices and Units of the General Secretariat in the Member States (21E)	684,718	178,910	(3,904)	-	22,064	227,138	(30,067)	654,651	80,504	574,147
Office of the Secretariat to the General Assembly, Meeting of Consultation, Permanent Council and Subsidiary Organs (21F)	9,743	-	-	-	-	-	-	9,743	-	9,743
General Assembly (21G)	8,674	339,427	-	-	(20,808)	174,616	144,003	152,677	52,031	100,646
Permanent Secretariat of the Inter-American Commission of Women (21I)	359,038	228,183	-	-	213	269,418	(41,021)	318,017	131,064	186,953
Secretariat of the Inter-American Committee on Ports (21J)	-	191,717	503,092	-	(8,747)	107,493	578,569	578,569	85,972	492,596
Inter-American Children's Institute (21K)	281,183	18,000	(16,033)	-	-	-	1,967	283,150	3,500	279,650
Secretariat of the Inter-American Telecommunications Commission (21L)	65,367	475,047	2,245	-	3,388	356,739	123,941	189,308	55,146	134,161
Executive Secretariat of the Inter-American Commission on Human Rights (31B)	2,305,435	794,884	(152,236)	16,350	(17,235)	1,210,657	(568,894)	1,736,541	479,428	1,257,113
Secretariat of the OAS Administrative Tribunal (31C)	76,847	12,025	-	-	(642)	18,600	(7,216)	69,631	-	69,631
Office of the Inspector General (31D)	1,736	-	-	-	-	-	-	1,736	-	1,736
Human Development Fund Committee (31E)	26,767	3,766	-	-	-	2,952	814	27,581	-	27,581
Department of International Legal Affairs (41B)	8,305	-	-	-	(190)	-	(190)	8,115	-	8,115
International Law Office (41D)	4,765	1,142	-	-	-	-	1,142	5,907	33	5,873
Juridical Cooperation Office (41E)	468,428	139,547	-	-	(673)	307,476	(168,602)	299,826	160,424	139,402
Executive Secretariat of the Inter-American Drug Abuse Control Commission (51C)	14,814,335	1,784,859	(8,000)	-	15,716	4,019,833	(2,227,257)	12,587,077	1,901,218	10,685,859
Secretariat for the Inter-American Committee against Terrorism (CICTE) (51E)	2,052,110	687,103	(38,898)	2,715	(57,103)	1,089,206	(495,388)	1,556,721	345,781	1,210,940
Department for the Prevention of Threats against Public Security (51F)	1,836,612	3,589,584	0	24,365	1,383	3,661,714	(46,382)	1,790,229	1,001,394	788,835
Secretariat for Political Affairs (61A)	465,803	430,302	(610,637)	745	-	114,058	(293,647)	172,156	11,263	160,892
Department for the Promotion of Democracy (61C)	11,832,819	10,843,782	1,512,413	71,155	267,443	15,415,798	(2,721,005)	9,111,815	3,840,231	5,271,584
Department for the Promotion of Good Governance (61D)	726,435	15,000	53,931	-	(1,449)	392,678	(325,195)	401,240	79,077	322,163
Department of Crisis Prevention and Specialized Missions (61E)	1,142,135	658,229	631,923	1,070	1,117	1,213,112	79,227	1,221,362	265,686	955,676
Executive Secretariat for Integral Development (71A)	94,059	-	-	-	-	-	-	94,059	-	94,059
CIDI Mtgs., Ministries & IA Committees (71C)	107,349	-	-	-	(10,967)	-	(10,967)	96,382	2,975	93,407
Department of Education, Culture, Science and Technology (71D)	947,355	205,004	30,030	-	(1,860)	223,797	9,377	956,732	35,384	921,348
Department of Trade, Tourism and Competitiveness (71E)	815,688	828,710	387,877	7,721	(3,828)	953,509	266,971	1,082,659	314,802	767,857
Department of Sustainable Development (71F)	4,150,311	4,204,616	791,069	52,685	(6,986)	3,972,577	1,068,807	5,219,118	2,557,581	2,661,537
Department of Social Development and Employment (71G)	-	69,943	-	-	-	54,348	15,595	15,595	15,595	-
Office of Information and Technology Services (81D)	-	29,072	-	-	(323)	28,719	30	30	-	30
Resolution CP 831/2002	2,840,369	-	-	59,428	-	961,273	(901,846)	1,938,523	153,622	1,784,901
Fund for Cooperation with Latin America & the Caribbean	7,449,518	164,918	-	147,824	(1,907,974)	26,649	(1,621,882)	5,827,636	-	5,827,636
Unprogrammed Funds	6,532,754	7,177,500	(1,577,285)	-	-	49,500	5,550,715	12,083,469	-	12,083,469
Interest Income to be reimbursed to USINL	229,298	-	-	168,401	(229,298)	-	(60,897)	168,401	-	168,401
Executive Secretariat for Integral Development (50A)	17,038,175	3,541,181	(1,961,436)	201,682	(54,964)	2,601,342	(874,878)	16,163,297	1,099,860	15,063,437
GRAND TOTAL	\$ 77,830,883	\$ 37,600,405	\$ (273,662)	\$ 754,224	\$ (2,051,738)	\$ 38,239,790	\$ (2,210,560)	\$ 75,620,323	\$ 12,869,547	\$ 62,750,776