


ORGANIZATION OF AMERICAN STATES



SPECIFIC FUNDS

GENERAL SECRETARIAT FINANCIAL ACTIVITIES RELATED TO ALL SPECIFIC FUNDS (EXECUTIVE SUMMARY)

From January 01, 2006 to October 31, 2006

MAJOR TRENDS AND ACTIVITIES

During the year Specific Funds projects received \$52.3M in contributions, compared to \$56.4M during the same period last year.

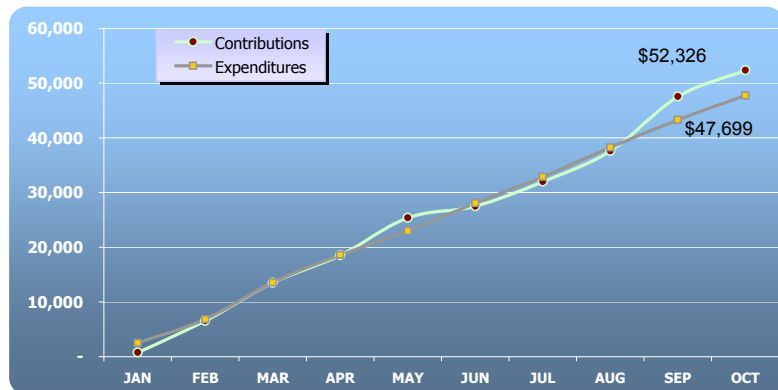
In September contributions of \$4.8M were received from, Spain \$1.9M, The United States \$1.6M, Brazil \$0.19, The United Nations \$0.12M, Ecuador \$0.1M and others.

Specific funds expenditures for the period totaled \$47.7M, similar to last year's execution of \$50.9M for the same period.

Following are charts depicting cumulative financial trends and a breakdown of expenditures by object of expense.

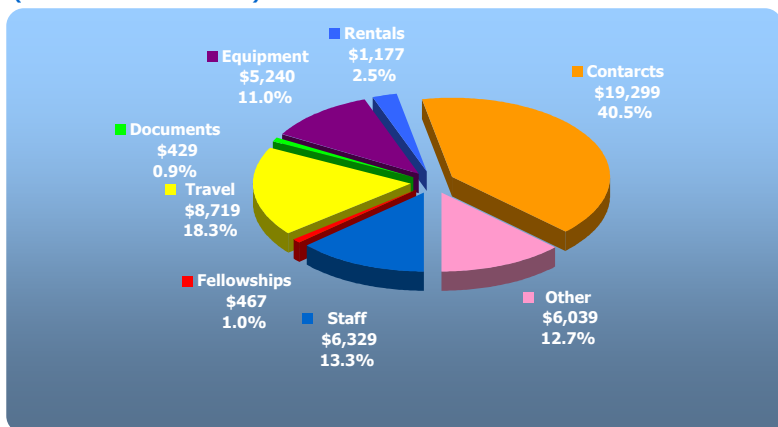
CUMULATIVE CONTRIBUTIONS AND EXPENDITURES, YTD Chart 1

(in thousands of US dollars)

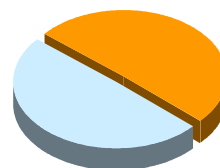


EXPENDITURES COMPOSITION BY OBJECT OF EXPENSE, YTD Chart 2

(in thousands of US dollars)




CONTRIBUTIONS BY DONOR



50% Member States

(1)
RF
\$ 26,413,575

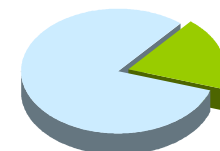
1	United States (27.7% of total contributions)	14,499,495
2	Canada (12.9% of total contributions)	6,736,183
3	Mexico (2.3% of total contributions)	1,226,689
4	Argentina (1.9% of total contributions)	1,012,468
5	Brazil (1.5% of total contributions)	797,091
6	Colombia	560,943
7	Dominican Republic	402,735
8	Ecuador	250,305
9	Chile	237,000
10	Honduras	183,790
	Others	506,877



31% Observers

\$ 16,055,475

1	Spain (13.2% of total contributions)	6,918,318
2	Sweden (9.8% of total contributions)	5,133,830
3	Norway (2.3% of total contributions)	1,220,078
4	European Union (1.9% of total contributions)	1,003,730
5	Italy (0.7% of total contributions)	364,283
6	Finland	282,337
7	United Kingdom	232,400
8	Japan	192,250
9	China	170,000
10	Netherlands	168,066
	Others	370,185



19% Non-Member States and Others

\$ 9,856,781

1	United Nations (6.7% of total contributions)	3,526,263
2	World Bank (2.8% of total contributions)	1,440,413
3	I-A Development Bank (2.2% of total contributions)	1,152,766
4	CAF (0.1% of total contributions)	70,745
5	Hewlett Packard Company	70,000
6	Multiple Funding Sources & Others (6.1% of total contributions)	3,596,594

100% Total Contributions

\$ 52,325,831

(1) Specific Funds related to Regular Fund activities

GENERAL SECRETARIAT FINANCIAL ACTIVITIES RELATED TO ALL SPECIFIC FUNDS

(EXECUTIVE SUMMARY)

From January 01, 2006 to October 31, 2006

MAJOR TRENDS AND ACTIVITIES (cont'd)

Contributions, Expenditures and Fund Balance (2004-2006), chart 3

Specific Funds activity during the period from January 1st to October 31st decreased in both contributions and expenditures by 36.3% and 34.1% respectively from 2004 to 2005 and also decreased from 2005 to 2006 by 0.7% and 0.6% respectively. Note that atypical contribution in the amount of 31.6M was received from Mexico during 2004.

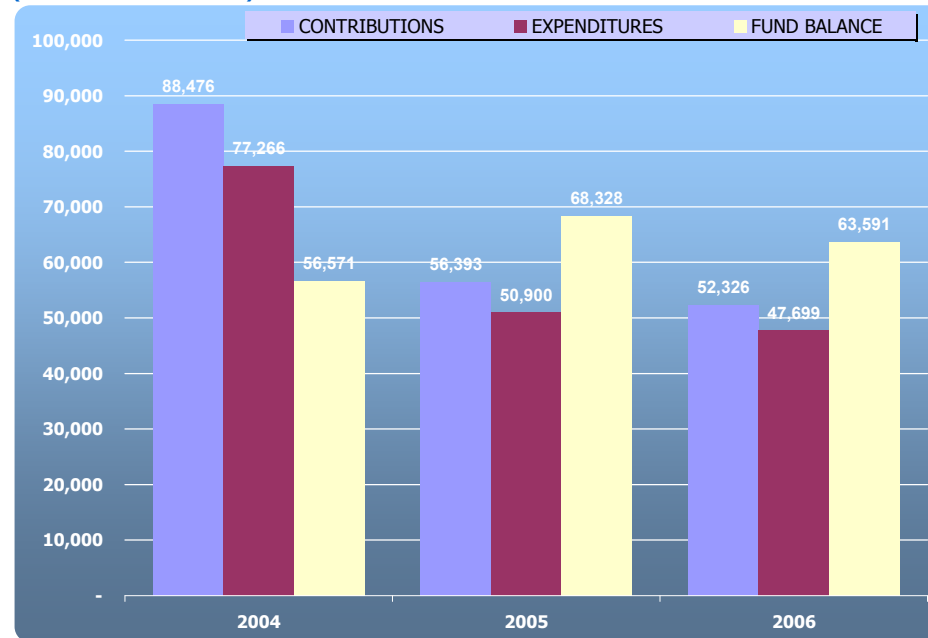
Contributions and Expenditures by Area (YTD, 2006), chart 4

About one third of the Specific Funds financial activity corresponds to the Department for the Promotion of Democracy. Contributions and expenditures represent 27.3% and 39.1% respectively.

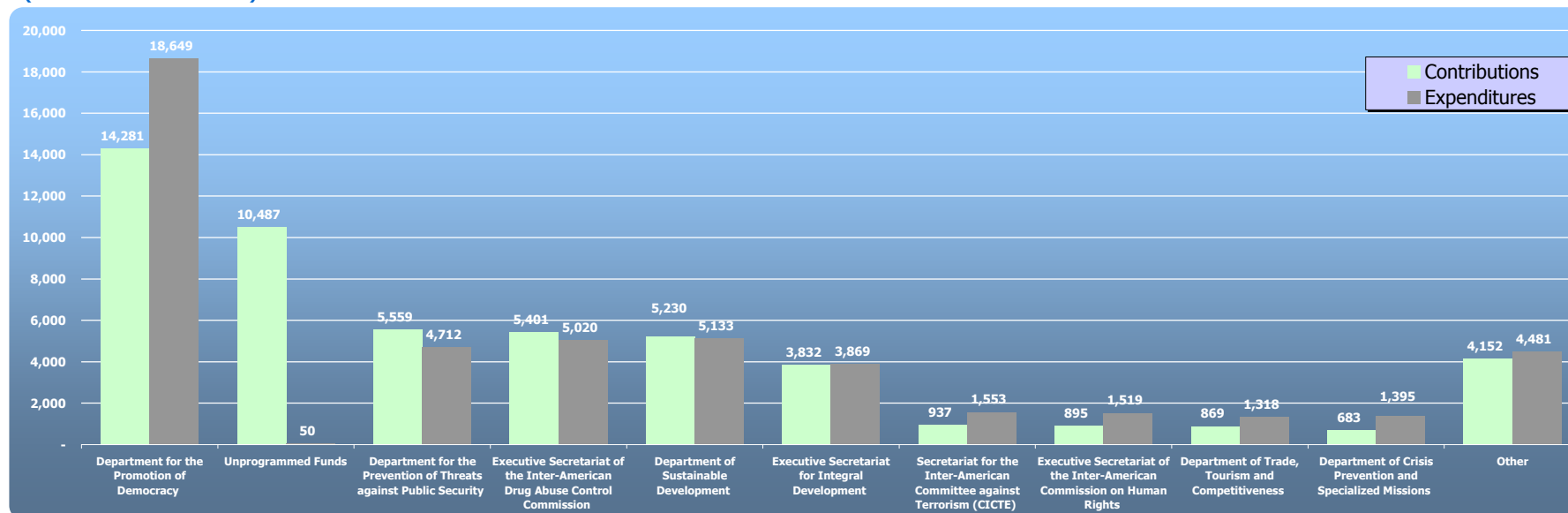
The following departments constitute together 39.3% of the total Specific Fund expenditures of the Organization: The Department of Sustainable Development (10.8%), Executive Secretariat of the Inter-American Drug Abuse Control Commission (10.5%), Department for the Prevention of Threats against Public Security (9.9%) and Executive Secretariat for Integral Development (8.1%)

Technical areas showing expenditures greater than contributions is due to carried over contribution balances from prior periods.

Contributions, Expenditures and Fund Balance YTD October 31
(in thousands of US dollars) Chart 3



CONTRIBUTIONS AND EXPENDITURES BY AREA YTD, 2006
(in thousands of US dollars) Chart 4



GENERAL SECRETARIAT FINANCIAL ACTIVITIES RELATED TO ALL SPECIFIC FUNDS (EXECUTIVE SUMMARY)

From January 01, 2006 to October 31, 2006

PROJECTS' FOLLOW UP

I-A ELECTORAL TECHNOLOGY PROGRAM (PITE)

Area: Department for the Promotion of Democracy

The program's main objective focuses on the modernization of the different voting procedures in use by electoral authorities in the hemisphere.

The PITE Program works in a coordinated effort that facilitates the holding of modern, transparent and efficient elections throughout the hemisphere. The Program allows the Organization to provide technological assistance by means of pilot projects, the gradual introduction of information technology and the joint organization and coordination of activities between OAS experts and technicians responsible for the various technological products and services used for elections.

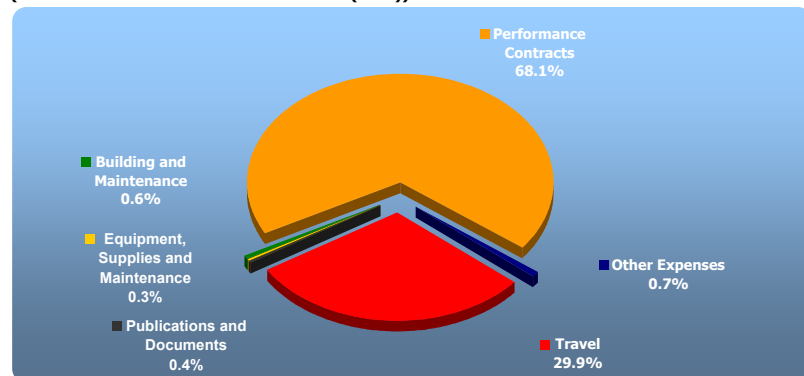
STATEMENT OF CHANGES IN FUND BALANCE

CONTRIBUTION FROM THE GOVERNMENT OF THE UNITED STATES
(I-A ELECTORAL TECHNOLOGY PROGRAM (PITE))
From Project Inception (January 01, 2004) to October 31, 2006

Increases		
Contribution	\$	706,150
Decreases		
Expenditures		
Travel	207,201	
Publications and Documents	3,000	
Equipment, Supplies and Maintenance	1,790	
Building and Maintenance	3,835	
Performance Contracts	471,910	
Other Expenses	4,970	
Total Decreases		692,706
Net Change during period		13,444
Unliquidated Obligations		10,784
Fund balance at end of period	\$	2,660

■ ■ ■ EXPENDITURES COMPOSITION BY OBJECT OF EXPENSE
(I-A ELECTORAL TECHNOLOGY PROGRAM (PITE))

Chart 5



FINANCIAL INTELLIGENCE UNIT

Area: Executive Secretariat of the Inter-American Drug Abuse Control Commission

The Financial Intelligence Units (FIUs) are agencies that within the juridical administrative system of their country, have as a mission to analyze financial operations and discover any money laundering operations. The type of operations that they act upon are determined by the law in each country but, in general, these are catalogued as suspicious or involving large quantities of money.

The FIUs build databases full of information; possess specialized information technology programs and equipment; and specialized accountants, lawyers, analysts and financial technicians.

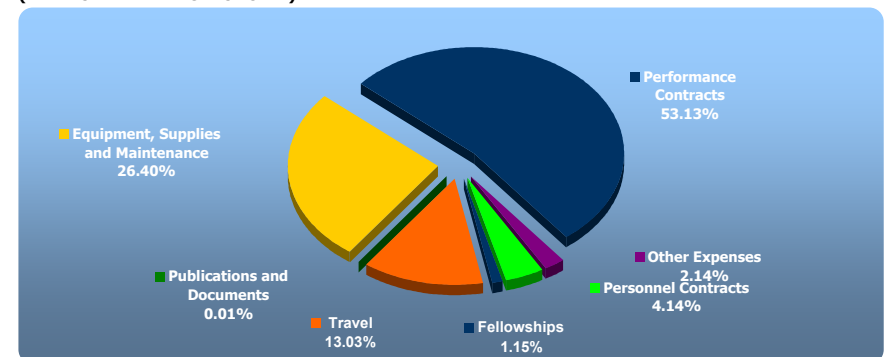
STATEMENT OF CHANGES IN FUND BALANCE

(FINANCIAL INTELLIGENCE UNIT)
From Project Inception (August 02, 2002) to October 31, 2006

Increases			
Contribution			
Canada	\$	42,976	
I-A Development Bank		588,291	
United States		1,189,180	
Total Contributions		\$ 1,820,447	
Total Increases			\$ 1,820,447
Decreases			
Transfer		8,000	
Expenditures			
Personnel Contracts		52,477	
Fellowships		14,523	
Travel		165,271	
Publications and Documents		107	
Equipment, Supplies and Maintenance		334,770	
Performance Contracts		673,608	
Other Expenses		27,183	
Total Decreases			1,275,939
Net Change during period			544,508
Unliquidated Obligations			99,344
Fund balance at end of period			\$ 445,164

■ ■ ■ EXPENDITURES COMPOSITION BY OBJECT OF EXPENSE
(FINANCIAL INTELLIGENCE UNIT)

Chart 6





ORGANIZATION OF AMERICAN STATES
SPECIFIC FUNDS RELATED TO REGULAR FUND ACTIVITIES
STATEMENT OF CHANGES IN FUND BALANCE
Summary by Organization
From January 01, 2006 to October 31, 2006

Secretariat, Department, Office or Other	Cash Balance Jan 01, 2006	Contributions	Transfers	Interest Income	Returns, Refunds & Other Income	Expenditures	Net Change	Cash Balance October 31, 2006	Unliquidated Obligations	Fund Balance October 31, 2006
Office of the Secretary General (11A)	\$ (84,438)	\$ 50,000	\$ 165,000	\$ -	\$ (1,393)	\$ 46,817	\$ 166,790	\$ 82,352	\$ 1,116	\$ 81,236
Department of Legal Services (11B)	132,332	-	-	-	-	650	(650)	131,682	350	131,332
Department of Planning, Control, and Evaluation (11C)	-	-	172,132	-	-	84,645	87,486	87,486	81,082	6,405
Department of External Relations (11D)	127,244	214,925	-	-	(611)	120,008	94,306	221,550	15,134	206,416
Department of Press and Communications (11E)	(19,691)	736	2,500	-	350	3,042	544	(19,147)	1,053	(20,200)
Office of Protocol (11F)	48,587	-	-	-	-	-	-	48,587	-	48,587
Summits Department (11G)	239,810	510,791	9,800	-	(56,540)	330,313	133,738	373,548	81,235	292,312
Office of the Assistant Secretary General (21A)	(341,648)	11,500	-	-	(4,618)	1,371	5,511	(336,137)	-	(336,137)
Office of Conferences and Meetings (21B)	190,564	126,478	-	-	-	26,562	99,916	290,440	47,373	243,107
OAS Conferences (21C)	87,283	343,298	(2,245)	-	-	255,228	85,825	173,109	11,991	161,118
Office of Cultural Services (21D)	74,710	14,000	-	122	28,964	58,828	(15,743)	58,967	4,685	54,282
Coordinating Office for the Offices and Units of the General Secretariat in the Member States (21E)	684,718	291,061	(3,904)	-	22,064	285,436	23,784	708,503	55,436	653,067
Office of the Secretariat to the General Assembly, Meeting of Consultation, Permanent Council and Subsidiary Organs (21F)	9,743	-	-	-	-	788	(788)	8,955	1,764	7,191
General Assembly (21G)	8,674	339,427	-	-	(20,808)	219,243	99,376	108,050	17,465	90,585
Permanent Secretariat of the Inter-American Commission of Women (21I)	359,038	308,383	(61,588)	-	(2,038)	357,199	(112,441)	246,597	83,484	163,113
Secretariat of the Inter-American Committee on Ports (21J)	-	269,427	503,092	-	(8,747)	184,564	579,208	579,208	49,851	529,357
Inter-American Children's Institute (21K)	281,183	18,000	(16,033)	-	-	3,500	(1,533)	279,650	1,750	277,900
Secretariat of the Inter-American Telecommunications Commission (21L)	65,367	488,135	2,245	-	70,798	471,774	89,403	154,771	34,750	120,020
Executive Secretariat of the Inter-American Commission on Human Rights (31B)	2,305,435	894,884	795,764	18,342	(17,235)	1,518,948	172,807	2,478,241	346,471	2,131,770
Secretariat of the OAS Administrative Tribunal (31C)	76,847	12,025	-	-	(642)	19,240	(7,856)	68,991	2,217	66,774
Office of the Inspector General (31D)	1,736	-	-	-	-	-	-	1,736	-	1,736
Human Development Fund Committee (31E)	26,767	3,766	-	-	-	2,952	814	27,581	775	26,805
Department of International Legal Affairs (41B)	8,305	-	-	-	(190)	-	(190)	8,115	-	8,115
International Law Office (41D)	4,765	2,110	-	-	-	-	2,110	6,875	-	6,875
Judicial Cooperation Office (41E)	468,428	139,547	-	-	(673)	420,167	(281,293)	187,135	115,812	71,323
Executive Secretariat of the Inter-American Drug Abuse Control Commission (51C)	14,814,335	5,401,120	(8,000)	-	15,716	5,020,083	388,754	15,203,088	2,659,087	12,544,000
Secretariat for the Inter-American Committee against Terrorism (CICTE) (51E)	2,052,110	937,103	(38,898)	2,715	(82,593)	1,553,312	(734,984)	1,317,126	207,016	1,110,110
Department for the Prevention of Threats against Public Security (51F)	1,836,612	5,558,701	111,588	28,184	1,383	4,712,135	987,720	2,824,331	1,465,664	1,358,667
Secretariat for Political Affairs (61A)	465,803	430,302	(651,074)	745	-	117,388	(337,415)	128,388	3,972	124,417
Department for the Promotion of Democracy (61C)	11,832,819	14,281,205	2,169,567	84,767	332,311	18,649,057	(1,781,207)	10,051,613	3,998,952	6,052,662
Department for the Promotion of Good Governance (61D)	726,435	15,000	103,931	-	(1,449)	414,161	(296,679)	429,756	62,392	367,364
Department of Crisis Prevention and Specialized Missions (61E)	1,142,135	682,545	631,923	1,897	1,117	1,395,360	(77,877)	1,064,258	320,009	744,249
Executive Secretariat for Integral Development (71A)	17,132,235	3,832,050	(946,635)	423,337	12,221	3,868,812	(547,839)	16,584,396	1,102,286	15,482,111
CIDI Mtgs., Ministries & IA Committees (71C)	107,349	67,837	-	-	(10,967)	1,470	55,400	162,749	1,500	161,249
Department of Education, Culture, Science and Technology (71D)	947,355	224,984	(88,970)	-	(1,860)	259,846	(125,692)	821,663	44,837	776,826
Department of Trade, Tourism and Competitiveness (71E)	815,688	869,466	523,054	8,786	(4,997)	1,318,423	77,887	893,575	224,668	668,907
Department of Sustainable Development (71F)	4,150,311	5,229,781	1,221,653	59,262	(7,220)	5,132,528	1,370,947	5,521,257	2,236,508	3,284,749
Department of Social Development and Employment (71G)	-	69,943	-	-	-	63,384	6,559	6,559	6,559	-
Office of Information and Technology Services (81D)	-	29,072	-	-	(323)	28,719	30	30	-	30
Resolution CP 831/2002	2,840,369	6,684	-	56,258	-	676,883	(613,941)	2,226,428	104,996	2,121,432
Fund for Cooperation with Latin America & the Caribbean	7,449,518	164,918	-	166,315	(2,972,427)	26,649	(2,667,844)	4,781,674	-	4,781,674
Unprogrammed Funds	6,532,754	10,486,628	(8,173,785)	-	-	49,500	2,263,342	8,796,097	-	8,796,097
Interest Income to be reimbursed to USINL	229,298	-	-	193,648	(229,298)	-	(35,650)	193,648	-	193,648
GRAND TOTAL	\$ 77,830,884	\$ 52,325,831	\$ (3,578,883)	\$ 1,044,376	\$ (2,939,704)	\$ 47,698,984	\$ (847,364)	\$ 76,983,520	\$ 13,392,239	\$ 63,591,281



ORGANIZATION OF AMERICAN STATES
SPECIFIC FUNDS RELATED TO REGULAR FUND ACTIVITIES
STATEMENT OF CHANGES IN FUND BALANCE
At the Donor (Award) Project Combination
From January 01, 2006 to October 31, 2006

Office, Donor & Project	Cash Balance Jan 01, 2006	Contributions	Transfers	Interest Income	Return, Refunds & Other Income	Expenditures	Net Change	Cash Balance October 31, 2006	Unliquidated Obligations	Fund Balance October 31, 2006
Office of the Secretary General (11A)										
U.S. Development Assistance Unprogrammed Funds	10,065	-	-	-	-	-	-	10,065	-	10,065
Various Facilitate Talk between BZ/GU	7,200	-	-	-	-	-	-	7,200	-	7,200
USDS High Level Mission.-Venezuela	(106,345)	-	-	-	-	-	-	(106,345)	-	(106,345)
Chile Inter-American Tribune	2,560	-	-	-	-	-	-	2,560	-	2,560
Spain Management/Contractual & Related Expenses	-	-	165,000	-	-	-	165,000	165,000	-	165,000
Various Office of the Secretary General	689	-	-	-	-	-	-	689	-	689
Chile Official Travel Expenses	-	50,000	-	-	-	46,817	3,183	3,183	1,116	2,067
USDS Special Mission OSPE	1,393	-	-	-	(1,393)	-	(1,393)	-	-	-
TOTAL	(84,438)	50,000	165,000	-	(1,393)	46,817	166,790	82,352	1,116	81,236
Department of Legal Services (11B)										
IICA Dept of Legal Services	132,332	-	-	-	-	650	(650)	131,682	350	131,332
Department of Planning, Control, and Evaluation (11C)										
SEDI DPCE Strengthening	-	-	172,132	-	-	84,645	87,486	87,486	81,082	6,405
Department of External Relations (11D)										
Greece Catedra for the Americas	13,376	10,000	-	-	-	13,376	(3,376)	10,000	-	10,000
Qatar Catedra for the Americas	-	10,000	-	-	-	-	10,000	10,000	-	10,000
SMP Univer. Catedra for the Americas	23,235	79,830	-	-	-	54,314	25,516	48,751	4,799	43,952
China China to the Americas	12,904	-	-	-	-	10,169	(10,169)	2,734	2,339	395
Various MOAS Program	65,790	64,295	-	-	-	36,476	27,820	93,609	7,808	85,802
Various Model OAS General Assembly	4,800	-	-	-	-	-	-	4,800	-	4,800
Various OAS 50th Anniversary	1,076	800	-	-	(611)	-	189	1,265	189	1,076
China Spokespersons of the Americas	4,343	50,000	-	-	-	3,952	46,048	50,391	-	50,391
Greece Spokespersons of the Americas	1,721	-	-	-	-	1,720	(1,720)	1	-	1
TOTAL	127,244	214,925	-	-	(611)	120,008	94,306	221,550	15,134	206,416
Department of Press and Communications (11E)										
Canada Americas Magazine-French Edition	439	-	-	-	-	-	-	439	-	439
Various DPI/MULTIMEDIA	(22,198)	736	2,500	-	350	3,042	544	(21,654)	1,053	(22,707)
Various Grant Publication Sales Account to Americas Magazine	190	-	-	-	-	-	-	190	-	190
Various Latin American Film Festival	338	-	-	-	-	-	-	338	-	338
Various Pub.Inf.Radio & TV Sale Video	1,540	-	-	-	-	-	-	1,540	-	1,540
TOTAL	(19,691)	736	2,500	-	350	3,042	544	(19,147)	1,053	(20,200)
Office of Protocol (11F)										
Various PUBLIC: House Americas	48,587	-	-	-	-	-	-	48,587	-	48,587
Summits Department (11G)										
Argentina 2005 ARGENTINA SUMMIT	-	50,000	-	-	(47,886)	2,114	-	-	-	-
Dom. Repub. Civil Society Participation	-	1,000	-	-	-	333	667	667	-	667
HP Civil Society Participation	-	20,000	-	-	-	4,892	15,108	15,108	15,000	108
Microsoft Civil Society Participation	-	-	9,800	-	-	7,980	1,820	1,820	-	1,820
OSI DF Civil Society Participation	67,466	149,973	-	-	-	95,946	54,027	121,493	3,500	117,993
USAID Civil Society Participation	(27,479)	60,000	-	-	-	32,521	27,479	-	-	-
USINL Civil Society Participation	2,333	-	-	-	-	2,333	(2,333)	-	-	-
USAID Creation/Maint. Virtual Office	1,520	-	-	-	-	-	-	1,520	-	1,520
Various Joint Summit Working Group	2,992	-	-	-	-	2,992	(2,992)	-	-	-
Argentina S.I.R.G. Meetings	7,653	60,000	-	-	(2,987)	18,673	38,339	45,992	32,944	13,048
Brazil S.I.R.G. Meetings	3,660	10,000	-	-	-	4,341	5,659	9,319	25	9,294
CAF S.I.R.G. Meetings	-	34,895	-	-	-	26,439	8,456	8,456	7,661	795
Canada S.I.R.G. Meetings	19,891	-	-	-	(5,667)	13,819	(19,486)	405	-	405
Chile S.I.R.G. Meetings	3,822	15,000	-	-	-	10,257	4,743	8,566	-	8,566
Colombia S.I.R.G. Meetings	-	11,555	-	-	-	1,190	10,365	10,365	-	10,365
El Salvador S.I.R.G. Meetings	308	-	-	-	-	-	-	308	-	308
Guyana S.I.R.G. Meetings	1,000	-	-	-	-	700	(700)	300	-	300
IADB S.I.R.G. Meetings	11,745	-	-	-	-	11,532	(11,532)	213	213	-
Jamaica S.I.R.G. Meetings	-	1,000	-	-	-	-	1,000	1,000	-	1,000
Mexico S.I.R.G. Meetings	155	-	-	-	-	155	(155)	-	-	-
Nicaragua S.I.R.G. Meetings	2,592	5,000	-	-	-	3,092	1,908	4,500	-	4,500



**ORGANIZATION OF AMERICAN STATES
SPECIFIC FUNDS RELATED TO REGULAR FUND ACTIVITIES
STATEMENT OF CHANGES IN FUND BALANCE
At the Donor (Award) Project Combination
From January 01, 2006 to October 31, 2006**

Office, Donor & Project		Cash Balance	Contributions	Transfers	Interest Income	Return, Refunds & Other Income	Expenditures	Net Change	Cash Balance	Unliquidated Obligations	Fund Balance
		Jan 01, 2006							October 31, 2006		October 31, 2006
Trin.&Tob	S.I.R.G. Meetings	6	10,000	-	-	-	8,557	1,443	1,449	497	952
USDS	S.I.R.G. Meetings	56,490	9,000	-	-	-	49,369	(40,369)	16,121	16,395	(274)
Amaz. All.	Work Gr on Indigenous Rights	16	-	-	-	-	-	-	16	-	16
Brazil	Work Gr on Indigenous Rights	3,864	-	-	-	-	627	(627)	3,237	-	3,237
Canada	Work Gr on Indigenous Rights	-	12,784	-	-	-	1,101	11,683	11,683	-	11,683
Finland	Work Gr on Indigenous Rights	72,473	-	-	-	-	26,806	(26,806)	45,667	5,000	40,667
Guatemala	Work Gr on Indigenous Rights	6,284	-	-	-	-	2,012	(2,012)	4,272	-	4,272
Italy	Work Gr on Indigenous Rights	-	52,584	-	-	-	1,052	51,532	51,532	-	51,532
Mexico	Work Gr on Indigenous Rights	-	5,000	-	-	-	-	5,000	5,000	-	5,000
Nicaragua	Work Gr on Indigenous Rights	3,019	3,000	-	-	-	1,479	1,521	4,539	-	4,539
TOTAL		239,810	510,791	9,800	-	(56,540)	330,313	133,738	373,548	81,235	292,312
Office of the Assistant Secretary General (21A)											
Norway	American Dec. on the Rights of Indigenous Peoples	5,990	-	-	-	-	(4,618)	1,371	(5,989)	-	-
CR/NI	Civilian Observers	(24,703)	-	-	-	-	-	-	(24,703)	-	(24,703)
PADF	Emergency Response to the Flooding in Suriname	-	11,500	-	-	-	-	11,500	11,500	-	11,500
Various	Honduras/ES Military Observation	(363,508)	-	-	-	-	-	-	(363,508)	-	(363,508)
St. Lucia	Hurricane Katrina Victims Fund	10,000	-	-	-	-	-	-	10,000	-	10,000
Various	Workmen's Compensation	30,574	-	-	-	-	-	-	30,574	-	30,574
TOTAL		(341,648)	11,500	-	-	(4,618)	1,371	5,511	(336,137)	-	(336,137)
Office of Conferences and Meetings (21B)											
Uruguay	CIDI Ministers of Education Meetin	5,091	-	-	-	-	-	-	5,091	-	5,091
Various	Conf. & Meetings-Print.Services	87,167	-	-	-	-	-	-	87,167	-	87,167
El Salvador	El Salvador-Gen Assembly	9,287	-	-	-	-	-	-	9,287	-	9,287
Brazil	Exprt. Mgt. Support on I-A Hum Rights	4,526	-	-	-	-	-	-	4,526	-	4,526
Barbados	General Assembly	2,352	-	-	-	-	-	-	2,352	-	2,352
Costa Rica	General Assembly	14,716	-	-	-	-	-	-	14,716	-	14,716
USINL	Group of Government Experts Conferences	3,919	-	-	-	-	-	-	3,919	-	3,919
U.S.	Justice Study Center	(1,947)	-	-	-	-	-	-	(1,947)	-	(1,947)
Uruguay	Meetings of CIDI	1,401	-	-	-	-	-	-	1,401	-	1,401
Argentina	Model OAS General Assembly	10,000	-	-	-	-	-	-	10,000	-	10,000
Various	Model OAS General Assembly	1,381	-	-	-	-	-	-	1,381	-	1,381
Mexico	Special OAS Conference	52,672	-	-	-	-	-	-	52,672	-	52,672
Bolivia	XL CICAD PERIOD OF REGULAR SESSIONS	-	72,679	-	-	-	3,241	69,438	69,438	23,930	45,509
El Salvador	XXXIII GENERAL ASSEMBLY CIM	-	53,799	-	-	-	23,321	30,478	30,478	23,444	7,035
TOTAL		190,564	126,478	-	-	-	26,562	99,916	290,480	47,373	243,107
OAS Conferences (21C)											
Colombia	CICTE-IV NP AND VI MEETING	-	50,000	-	-	-	25,812	24,188	24,188	1,030	23,158
Trin.&Tob	CICTE-V Regular Session 2005	17,124	-	-	-	-	390	(390)	16,734	-	16,734
Colombia	CIFTA-Interamerican Convention	5,456	-	-	-	-	-	-	5,456	-	5,456
Costa Rica	CITEL IV GENERAL ASSEMBLY	-	21,546	(2,245)	-	-	19,301	-	-	-	-
Nicaragua	IA Convention Against Corruption - Nicaragua	19,071	-	-	-	-	-	-	19,071	-	19,071
Brazil	III Meeting Ministers Local Governments	371	-	-	-	-	36	(36)	335	-	335
Venezuela	Inter-American Forum	17,977	-	-	-	-	-	-	17,977	-	17,977
USDS	Mtg. of Experts on Confidence	13,363	-	-	-	-	-	-	13,363	-	13,363
Dom. Repub.	REMJA-VI MEETING OF MINISTERS	-	70,420	-	-	-	56,241	14,179	14,179	-	14,179
Venezuela	Reunion Trata de Personas	-	76,850	-	-	-	59,345	17,505	17,505	5,826	11,680
Canada	Second Meeting Small Islands	(3,871)	-	-	-	-	-	-	(3,871)	-	(3,871)
Mexico	Special Conference on Security	8,461	-	-	-	-	-	-	8,461	-	8,461
Guatemala	VI Negotiations Meeting Indigenous People	9,331	-	-	-	-	2,335	(2,335)	6,996	979	6,017
Brazil	VII Meet. Neg. Ind. Peop.	-	124,482	-	-	-	91,768	32,714	32,714	4,156	28,558
TOTAL		87,283	343,298	(2,245)	-	-	255,228	85,825	173,109	11,991	161,118
Office of Cultural Services (21D)											
Various	ART MUS. AMER-PERM. FD	14,660	-	-	-	9,253	11,849	(2,596)	12,064	2,610	9,454
Various	Hipolito Library	18,206	-	-	-	19,711	39,223	(19,512)	(1,306)	76	(1,382)
Brazil	Museum Infrastructure Renovation	10,000	-	-	-	-	-	-	10,000	-	10,000
Qatar	Museum Infrastructure Renovation	5,850	-	-	-	-	2,000	(2,000)	3,850	2,000	1,850
Turkey	Museum Infrastructure Renovation	6,000	4,000	-	-	-	5,756	(1,756)	4,244	-	4,244
Paraguay	Museum of Art Americas	408	10,000	-	122	-	-	10,122	10,530	-	10,530
Other	Palco to New Museum	2,363	-	-	-	-	-	-	2,363	-	2,363
Various	Sales - OAS Microfilm Sales	2,406	-	-	-	-	-	-	2,406	-	2,406
Various	Sales-Museum of Art Americas	14,110	-	-	-	-	-	-	14,110	-	14,110



ORGANIZATION OF AMERICAN STATES
SPECIFIC FUNDS RELATED TO REGULAR FUND ACTIVITIES
STATEMENT OF CHANGES IN FUND BALANCE
At the Donor (Award) Project Combination
From January 01, 2006 to October 31, 2006

Office, Donor & Project		Cash Balance	Contributions	Transfers	Interest Income	Return, Refunds & Other Income	Expenditures	Net Change	Cash Balance	Unliquidated Obligations	Fund Balance
		Jan 01, 2006							October 31, 2006		October 31, 2006
Xerox Corp.	Xerox-Grant Latin Amer.Art	706	-	-	-	-	-	-	706	-	706
TOTAL		74,710	14,000	-	122	28,964	58,828	(15,743)	58,967	4,685	54,282
Coordinating Office for the Offices and Units of the General Secretariat in the Member States (21E)											
Other	Hurricane George Relief	1,818	-	-	-	-	-	-	1,818	-	1,818
IICA	IICA to Office of Guyana	2,340	-	-	-	-	-	-	2,340	-	2,340
Various	Office in the Member States	540,731	247,661	(3,904)	-	22,064	168,182	97,638	638,369	38,704	599,666
FOAL	Social Network Project - OAS	139,829	43,400	-	-	-	117,254	(73,854)	65,975	16,732	49,243
TOTAL		684,718	291,061	(3,904)	-	22,064	285,436	23,784	708,503	55,436	653,067
Office of the Secretariat to the General Assembly, Meeting of Consultation, Permanent Council and Subsidiary Organs (21F)											
Various	Unprogrammed Conferences	9,743	-	-	-	-	788	(788)	8,955	1,764	7,191
General Assembly (21G)											
Grenada	Grenada- VII General	(14,341)	-	-	-	-	-	-	(14,341)	-	(14,341)
CONEP	III Forum Private Sector/OAS	-	8,112	-	-	-	7,306	806	806	159	647
Nicaragua	NI XXIII General Assembly	2,207	-	-	-	-	-	-	2,207	-	2,207
USDS	XXXV Sess. General Assembly U.S.	20,808	-	-	-	(20,808)	-	(20,808)	-	-	-
Dom. Repub.	XXXVI Sess.Gen Assembly (RepD)	-	331,315	-	-	-	211,937	119,378	119,378	17,306	102,072
TOTAL		8,674	339,427	-	-	(20,808)	219,243	99,376	108,050	17,465	90,585
Permanent Secretariat of the Inter-American Commission of Women (21I)											
Uni. GW	Anti-Traffick. Proj./GWU Cont.	-	4,500	(1,122)	-	-	3,378	-	-	-	-
Canada	Anti-Trafficking Persons Haiti	-	31,518	-	-	(5,751)	25,767	-	-	-	-
USAID	Counter Trafficking of Women	-	36,781	(33,850)	-	(1,455)	35,298	(33,822)	(33,822)	-	(33,822)
Canada	Gender Mainstreaming-OAS/CIM	19,363	33,947	-	-	-	53,310	(19,363)	-	-	-
Philippines	Human Trafficking	7,500	-	(7,500)	-	-	-	(7,500)	-	-	-
USDS	Implementation Activities Trafficking Persons	106,600	-	(3,293)	-	2,505	90,850	(91,637)	14,963	14,960	3
Mexico	Meet. of Exp. Follow Up Mech. Conv. Belem do Para	59,042	54,152	-	-	-	11,703	42,449	101,491	1,539	99,952
Brazil	Meeting of Experts Convention of Belém do Pará	19,800	-	-	-	-	-	-	19,800	-	19,800
Netherlands	Participation & Gender Equality in Public Finance	100,000	70,000	-	-	-	80,879	(10,879)	89,121	31,610	57,511
Mexico	Traffic of Wom & Child in America	35,348	-	(15,824)	-	-	19,524	(35,348)	-	-	-
USAID	Traffic of Wom & Child in America	(2,450)	-	-	-	2,450	-	2,450	-	-	-
China	Training Course - Lima, Peru	33	20,000	-	-	213	19,272	941	973	155	818
Hunt Alt. Fund	Training Course G,C & P-B	13,803	57,486	-	-	-	17,218	40,268	54,071	35,219	18,852
TOTAL		359,038	308,383	(61,588)	-	(2,038)	357,199	(112,441)	246,597	83,484	163,113
Secretariat of the Inter-American Committee on Ports (21J)											
Various	CIP PORT PROGRAM	-	258,497	450,415	-	(8,747)	180,480	519,685	519,685	49,851	469,834
Various	Technical Advisory Groups	-	10,930	52,677	-	-	4,084	59,523	59,523	-	59,523
TOTAL		-	269,427	503,092	-	(8,747)	184,564	579,208	579,208	49,851	529,357
Inter-American Children's Institute (21K)											
SAIC	AECI-IA Children's Institute	2,549	-	-	-	-	-	-	2,549	-	2,549
Unicef	AECI-IA Children's Institute	151	-	-	-	-	-	-	151	-	151
USDS	AECI-IA Children's Institute	142,254	-	-	-	-	-	-	142,254	-	142,254
Uruguay	Basic Patrimonial Subfund	88,053	-	-	-	-	-	-	88,053	-	88,053
ICBF	Children's Rights Videos	2,551	-	-	-	-	-	-	2,551	-	2,551
China	China-IACI Videogame Project	8,919	-	-	-	-	-	-	8,919	-	8,919
SAIC	Conv Cooperation International	145	-	(145)	-	-	-	(145)	-	-	-
SCS	Design of the Communicational Strategic Plan	-	6,000	-	-	-	-	6,000	6,000	-	6,000
AECI	Espana AECI 91 BO/HO	(186)	-	-	-	-	-	-	(186)	-	(186)
SAIC	Espana AECI-92-El Salvador	45	-	(44)	-	-	-	(44)	-	-	-
Uruguay	Fortal.Vigencia Instr International	31	-	(31)	-	-	-	(31)	-	-	-
Unicef	I-A Program INN/UNICEF	27	-	(27)	-	-	-	(27)	-	-	-
Spain	Identity Right Video	2,302	-	-	-	-	-	-	2,302	-	2,302
SCS	Integral study on legislation and public policies	-	12,000	-	-	-	3,500	8,500	8,500	1,750	6,750
FPI	International Plan IIN	10,751	-	-	-	-	-	-	10,751	-	10,751
Dif Nacional	Mexico Children's Rights Video	2,415	-	-	-	-	-	-	2,415	-	2,415
Dif Nacional	Mexico - DIF XIX Congress	265	-	-	-	-	-	-	265	-	265
OAS GA	OAS-IDBA-1942 Friendship Fun	4,532	-	-	-	-	-	-	4,532	-	4,532
Various	Overhead Project for IACI	2,344	-	(2,344)	-	-	-	(2,344)	-	-	-
Philippines	Philippines - Children's Rights	147	-	-	-	-	-	-	147	-	147
IADB	Prog. IA Information on Childrer	26	-	-	-	-	-	-	26	-	26



ORGANIZATION OF AMERICAN STATES
SPECIFIC FUNDS RELATED TO REGULAR FUND ACTIVITIES
STATEMENT OF CHANGES IN FUND BALANCE
At the Donor (Award) Project Combination
From January 01, 2006 to October 31, 2006

Office, Donor & Project		Cash Balance	Contributions	Transfers	Interest Income	Return, Refunds & Other Income	Expenditures	Net Change	Cash Balance	Unliquidated Obligations	Fund Balance
		Jan 01, 2006							October 31, 2006		October 31, 2006
Unicef	Sexual Commercial Exploit of Children	227	-	(227)	-	-	-	(227)	-	-	-
SAIC	SIPi Central America	8,170	-	(8,170)	-	-	-	(8,170)	-	-	-
Netherlands	Strenght Child Welfare System	76	-	(76)	-	-	-	(76)	-	-	-
Norway	Strenght Child Welfare System	1,824	-	(1,824)	-	-	-	(1,824)	-	-	-
Canada	UNESCO Special Education	422	-	-	-	-	-	-	422	-	422
PAHO	UNESCO Special Education	539	-	(539)	-	-	-	(539)	-	-	-
UNESCO	UNESCO Special Education	1,538	-	(1,538)	-	-	-	(1,538)	-	-	-
Various	UNESCO Special Education	1,067	-	(1,067)	-	-	-	(1,067)	-	-	-
TOTAL		281,183	18,000	(16,033)	-	-	3,500	(1,533)	279,650	1,750	277,900
Secretariat of the Inter-American Telecommunications Commission (21L)											
Costa Rica	CITEL Special Activities	-	79,088	2,245	-	-	81,333	-	-	-	-
Various	CITEL Special Activities	92	111,716	-	-	(91)	84,991	26,634	26,726	970	25,756
Various	Per. Consul. Committee I	33,078	107,710	-	-	12,488	120,859	(662)	32,416	2,833	29,583
Various	Per. Consul. Committee II	32,198	189,621	-	-	58,402	184,592	63,431	95,629	30,948	64,680
TOTAL		65,367	488,135	2,245	-	70,798	471,774	89,403	154,771	34,750	120,020
Executive Secretariat of the Inter-American Commission on Human Rights (31B)											
Sweden	Follow Up of Demobilization Process in Colombia	163,454	96,350	-	2,532	-	143,801	(44,919)	118,535	20,002	98,533
Brazil	I-A Commission on Human Rights	30,861	-	-	-	-	30,287	(30,287)	574	845	(271)
Canada	I-A Commission on Human Rights	8,167	-	-	-	-	2,000	(2,000)	6,167	-	6,167
Ford Foundation	I-A Commission on Human Rights	134	-	-	-	-	-	-	134	-	134
France	I-A Commission on Human Rights	10,500	-	-	-	-	9,500	(9,500)	1,000	-	1,000
IADB	I-A Commission on Human Rights	95	-	-	-	-	-	-	95	-	95
MERCK	I-A Commission on Human Rights	129	-	-	-	-	-	-	129	-	129
Mexico	I-A Commission on Human Rights	41,205	-	-	-	79	37,567	(37,488)	3,717	3,879	(162)
OAS GA	I-A Commission on Human Rights	(290)	-	-	-	-	-	-	(290)	-	(290)
OSI DF	I-A Commission on Human Rights	21,257	-	-	-	(21,257)	-	(21,257)	-	-	-
Spain	I-A Commission on Human Rights	64	-	-	-	-	-	-	64	-	64
Uni ND	I-A Commission on Human Rights	6,158	-	-	-	-	-	-	6,158	-	6,158
USDS	I-A Commission on Human Rights	(467)	-	-	-	-	-	-	(467)	-	(467)
Various	I-A Commission on Human Rights	4,646	6,925	-	-	-	3,625	3,300	7,946	865	7,081
OSI DF	Initiative on Citizen Security and Human Rights in the Am	-	99,973	-	-	-	1,999	97,974	97,974	-	97,974
Chile	Promote & Protect Human Rights	-	50,000	-	-	-	-	50,000	50,000	-	50,000
France	Promote & Protect Human Rights	-	126,304	(27,000)	-	-	36,426	62,878	62,878	7,700	55,178
Mexico	Promote & Protect Human Rights	100,000	100,000	-	-	(79)	52,450	47,471	147,471	32,055	115,416
USDS	Promote & Protect Human Rights	489,579	-	431,444	7,827	964	319,763	120,472	610,051	82,529	527,522
Various	Promote & Protect Human Rights	1,725	-	-	-	-	632	(632)	1,093	-	1,093
Italy	Promoting HR Education in the Caribbean	60,711	-	-	-	-	27,386	(27,386)	33,325	1,043	32,282
Italy	Promoting Human Rights in Andean Countries	-	52,584	-	-	-	1,052	51,532	51,532	-	51,532
Italy	Promoting Human Rights in Central America	-	33,804	-	-	-	662	33,142	33,142	-	33,142
Italy	Rapport Rights Indigenous People	60,711	-	(27,000)	-	-	11,852	(38,852)	21,859	1,015	20,844
Italy	Rapport Rights Persons Deprived of Freedom	54,419	-	-	-	-	29,525	(29,525)	24,894	136	24,758
Brazil	Rapporteur on Rights of Afro-Descent	52,861	-	(26,840)	-	187	7,364	(34,017)	18,844	146	18,698
Argentina	Rapporteur-Freedom Exp.	7,110	-	-	-	-	4,890	(4,890)	2,220	-	2,220
Brazil	Rapporteur-Freedom Exp.	57	-	-	-	-	-	-	57	-	57
Costa Rica	Rapporteur-Freedom Exp.	1,749	3,026	-	-	-	-	3,026	4,775	-	4,775
Denmark	Rapporteur-Freedom Exp.	151	-	-	-	-	-	-	151	-	151
Mexico	Rapporteur-Freedom Exp.	10	-	-	-	-	-	-	10	-	10
Peru	Rapporteur-Freedom Exp.	406	-	-	-	-	339	(339)	67	-	67
SAIC	Rapporteur-Freedom Exp.	5,761	-	-	-	-	4,160	(4,160)	1,601	-	1,601
Sweden	Rapporteur-Freedom Exp.	64,913	-	-	-	-	8,520	(8,520)	56,393	41,125	15,268
USDS	Rapporteur-Freedom Exp.	252,412	-	371,000	4,377	225	199,903	175,698	428,111	45,955	382,156
Various	Rapporteur-Freedom Exp.	11	-	-	-	-	-	-	11	-	11
Finland	Special Rapporteurs on Women	108,231	282,337	-	-	2,461	110,520	174,277	282,508	15,800	266,708
USDS	Special Rapporteurs on Women	50,411	-	50,000	-	-	26,548	23,452	73,863	13,500	60,363
EEC	Streng. Access to Justice in the Americas	3,113	-	-	-	-	-	-	3,113	1,600	1,513
Italy	Strenghtening the System of IACHR's Case	22,618	-	-	-	-	-	-	22,618	-	22,618
SAIC	Strenghtening the System of IACHR's Case	287,577	-	(25,840)	-	-	220,388	(246,228)	41,349	23,054	18,295
EEC	Strength. Access to Justice in the Americas (Phase II)	154,792	-	-	-	185	124,273	(124,087)	30,704	11,244	19,460
HRUCS	Strengthen Protection Promotion Caribbean	-	43,583	-	-	-	22,014	21,569	21,569	-	21,569
MCTF	Strengthen Protection Promotion Caribbean	6,248	-	-	-	-	1,000	(1,000)	5,248	-	5,248
Ireland	Support to ICHR Colombia	156,118	-	-	3,607	-	35,169	(31,563)	124,555	43,480	81,075
Mexico	Unit for Human Rights Defenders	78	-	-	-	-	-	-	78	-	78
USDS	Unit for Human Rights Defenders	77,751	-	50,000	-	-	45,335	4,665	82,415	499	81,916



ORGANIZATION OF AMERICAN STATES
SPECIFIC FUNDS RELATED TO REGULAR FUND ACTIVITIES
STATEMENT OF CHANGES IN FUND BALANCE
At the Donor (Award) Project Combination
From January 01, 2006 to October 31, 2006

Office, Donor & Project	Cash Balance Jan 01, 2006	Contributions	Transfers	Interest Income	Return, Refunds & Other Income	Expenditures	Net Change	Cash Balance October 31, 2006	Unliquidated Obligations	Fund Balance October 31, 2006
TOTAL	2,305,435	894,884	795,764	18,342	(17,235)	1,518,948	172,807	2,478,242	346,471	2,131,770
Secretariat of the OAS Administrative Tribunal (31C)										
IICA Admin Tribunal Sessions	76,847	12,025	-	-	(642)	19,240	(7,856)	68,991	2,217	66,774
Office of the Inspector General (31D)										
IACD Audit and Investigation Projects	1,736	-	-	-	-	-	-	1,736	-	1,736
Human Development Fund Committee (31E)										
Various CITEL-Fellowships	11,146	3,766	-	-	-	2,952	814	11,960	775	11,184
CIDI Contrib-Fellowships	8,145	-	-	-	-	-	-	8,145	-	8,145
St.Vin.&Gren. Contrib-Fellowships	1,374	-	-	-	-	-	-	1,374	-	1,374
Chile Course on Nutritional Policies	5,000	-	-	-	-	-	-	5,000	-	5,000
Denmark Romulo Gallegos Fellowships	1,102	-	-	-	-	-	-	1,102	-	1,102
TOTAL	26,767	3,766	-	-	-	2,952	814	27,581	775	26,805
Department of International Legal Affairs (41B)										
Canada Bijuridism	190	-	-	-	(190)	-	(190)	-	-	-
Costa Rica Min of Justice	6,746	-	-	-	-	-	-	6,746	-	6,746
Peru Min of Justice	1,369	-	-	-	-	-	-	1,369	-	1,369
TOTAL	8,305	-	-	-	(190)	-	(190)	8,115	-	8,115
International Law Office (41D)										
Uruguay International Law	126	-	-	-	-	-	-	126	-	126
Various Legal Publications	4,639	2,110	-	-	-	-	2,110	6,749	-	6,749
TOTAL	4,765	2,110	-	-	-	-	2,110	6,875	-	6,875
Juridical Cooperation Office (41E)										
Brazil 2nd Meeting Central Authority MLA	263	-	-	-	-	-	-	263	263	-
China CIFTA Meeting	991	-	-	-	-	632	(632)	359	-	359
Colombia CIFTA Meeting	7,203	-	-	-	-	365	(365)	6,838	1,702	5,136
Bolivia IA Conference Int'l Law	(41,847)	-	-	-	-	-	-	(41,847)	-	(41,847)
Bahamas I-A Convention Against Corruption (Follow-up)	-	3,000	-	-	-	-	3,000	3,000	-	3,000
Brazil I-A Convention Against Corruption (Follow-up)	13,149	-	-	-	-	2,510	(2,510)	10,639	3,218	7,421
Canada I-A Convention Against Corruption (Follow-up)	45,788	133,547	-	-	188	127,274	6,461	52,250	26,922	25,328
Mexico I-A Convention Against Corruption (Follow-up)	998	-	-	-	-	997	(997)	1	-	1
Nicaragua I-A Convention Against Corruption (Follow-up)	7,584	3,000	-	-	-	-	3,000	10,584	8,386	2,199
USDS I-A Convention Against Corruption (Follow-up)	177	-	-	-	-	177	(177)	-	-	-
USINL I-A Convention Against Corruption (Follow-up)	316,153	-	-	-	-	261,129	(261,129)	55,024	41,319	13,705
USDS I-A Convention Against Corruption (Workshop)	78,336	-	-	-	(717)	4,581	(5,298)	73,038	30,164	42,874
USDS International Arbitration Ecom & Legal Develop	112	-	-	-	944	1,043	(99)	13	2	11
USDS Investigative Report against Corruption	1,089	-	-	-	(1,089)	-	(1,089)	-	-	-
United Nations Joint Prog.OAS/ACNUR-Phase	26	-	-	-	-	-	-	26	-	26
USDS Legal Coop Administ Account	55	-	-	-	-	-	-	55	-	55
Various Legal Coop Administ Account	(11)	-	-	-	-	-	-	(11)	-	(11)
USDS Mtng of Experts Corruptn Coop	26,891	-	-	-	-	21,457	(21,457)	5,434	3,836	1,598
Canada REMJAWG/MLA Meetings	817	-	-	-	-	-	-	817	-	817
USDS U.S./CIDI- I-A Convention Against Corruption	10,653	-	-	-	-	-	-	10,653	-	10,653
TOTAL	468,428	139,547	-	-	(673)	420,167	(281,293)	187,135	115,812	71,323
Executive Secretariat of the Inter-American Drug Abuse Control Commission (51C)										
USINL (ACCESO) Implementation	170,100	-	-	-	-	36,047	(36,047)	134,053	115	133,938
USINL Admin & Technical Sptt to EDRU	34,694	-	97,806	-	10,000	80,788	27,017	61,712	19,281	42,430
Canada Administrative/Tech.	116	139,197	-	-	-	28,603	110,595	110,710	-	110,710
USINL Administrative/Tech.	268,284	-	167,799	-	-	271,750	(103,951)	164,333	117,003	47,329
UK Aerial Spray Mon. Prog. In COL	31	-	-	-	-	-	-	31	-	31
USINL Aerial Spray Mon. Prog. In COL	1,384,534	-	-	-	-	160,346	(160,346)	1,224,188	265,099	959,088
USINL Altern. Dev.-GLEAM	1,973	-	-	-	-	-	-	1,973	-	1,973
USINL Alternative Development Cacao	197,760	-	(100,000)	-	-	13,019	(113,019)	84,741	459	84,282
USDA Alternative Development Caribbean SIGATOKA	44,240	-	-	-	-	-	-	44,240	-	44,240
USINL Alternative Development Caribbean SIGATOKA	36,986	-	-	-	-	-	-	36,986	-	36,986
USDA Alternative Development Colombia	25,701	-	-	-	-	-	-	25,701	22,500	3,201
USINL Alternative Development Colombia	254	-	-	-	-	-	-	254	-	254



**ORGANIZATION OF AMERICAN STATES
SPECIFIC FUNDS RELATED TO REGULAR FUND ACTIVITIES
STATEMENT OF CHANGES IN FUND BALANCE
At the Donor (Award) Project Combination
From January 01, 2006 to October 31, 2006**

Office, Donor & Project		Cash Balance	Contributions	Transfers	Interest Income	Return, Refunds & Other Income	Expenditures	Net Change	Cash Balance	Unliquidated Obligations	Fund Balance
		Jan 01, 2006							October 31, 2006		October 31, 2006
USDA	Alternative Development General Support	13,193	-	-	-	-	2,657	(2,657)	10,536	-	10,536
USINL	Alternative Development General Support	11,505	-	50,000	-	-	4,438	45,562	57,066	700	56,366
USINL	Alternative Development SIGATOKA	28,641	-	5,000	-	-	3,353	1,647	30,288	-	30,288
USINL	Bolivia-GLEAM	75,075	-	100,000	-	-	50,764	49,236	124,311	16,876	107,435
Various	Canadian Contribution	21	-	-	-	-	-	-	21	-	21
USINL	Carib. Online Cap. Build. Prg.	-	-	192,950	-	-	64,112	128,838	128,838	15,051	113,787
EEC	Caribbean Chemical Resources	488	-	-	-	-	-	-	488	-	488
USINL	Caribbean Prevention	5,458	-	(1,362)	-	-	3,254	(4,616)	841	900	(59)
USINL	Chemical Control Systems	46,749	-	26,341	-	-	45,364	(19,022)	27,727	6,337	21,389
USINL	CICAD- Undistributed Funds	5,661,318	3,369,000	(3,872,421)	-	-	-	(503,421)	5,157,898	-	5,157,898
Canada	CICAD/RCMP Law Enforcement	-	43,372	-	-	-	43,372	-	-	-	-
USINL	CICAD/RCMP Law Enforcement	12,236	-	68,000	-	-	1,106	66,894	79,130	-	79,130
Spain	CICDAT	(279)	-	-	-	-	-	-	(279)	-	(279)
USINL	CICDAT	122,735	-	-	-	-	-	-	122,735	315	122,420
USINL	Colombian Indigenous	305	-	-	-	-	-	-	305	-	305
Canada	Community Policing	674	-	-	-	-	-	-	674	-	674
SGC	Community Policing	15,222	-	-	-	-	-	-	15,222	-	15,222
USINL	Community Policing	59,955	-	-	-	-	80	(80)	59,875	-	59,875
USINL	Control & Interdiction	(25)	-	-	-	-	-	-	(25)	-	(25)
Canada	Control & Interdiction Intelligence	75	59,705	12,709	-	(12,709)	-	59,705	59,780	-	59,780
SGC	Control & Interdiction Intelligence	857	-	-	-	-	-	-	857	-	857
Spain	Control & Interdiction Intelligence	10	-	-	-	-	-	-	10	-	10
USINL	Control & Interdiction Intelligence	133,198	-	-	-	12,767	112,893	(100,126)	33,072	16,260	16,811
Canada	Cost of Substance Abuse	3,021	30,538	-	-	-	-	30,538	33,559	-	33,559
USINL	Cost of Substance Abuse	196,120	-	87,500	-	273	135,768	(47,995)	148,125	39,351	108,774
Various	Cost of Substance Abuse	33	-	-	-	-	-	-	33	-	33
Canada	Customs/Maritime Coop.	14,159	27,935	(12,709)	-	-	-	15,226	29,385	-	29,385
France	Customs/Maritime Coop.	1,288	-	-	-	-	-	-	1,288	-	1,288
USDS	Customs/Maritime Coop.	(343)	-	-	-	-	-	-	(343)	-	(343)
USINL	Customs/Maritime Coop.	142,444	-	160,000	-	-	170,680	(10,680)	131,764	52,781	78,983
SAIC	Decentralization of Drug Policies	414,288	-	-	-	3,166	210,962	(207,796)	206,492	176,118	30,374
USINL	Demand for Treatment	28,486	-	(25,643)	-	-	2,821	(28,464)	22	22	-
USINL	Demand Reduction Horizontal Cooperation	-	-	111,785	-	-	77,065	34,720	34,720	1,888	32,832
Canada	Demand Reduction-Expert Grp	39	65,001	-	-	-	65,001	-	39	-	39
USINL	Demand Reduction-Expert Grp	10,154	-	91,000	-	-	11,086	79,914	90,068	16,483	73,585
USINL	Dev. & Judicial	130	-	-	-	-	-	-	130	-	130
France	Developing Natl' Observatories Caribbean	2,539	-	-	-	-	-	-	2,539	-	2,539
USINL	Developing Natl' Observatories Caribbean	48,294	-	-	-	-	-	-	48,294	-	48,294
USINL	Displacement of Illicit Crops and People	11,399	-	-	-	-	-	-	11,399	-	11,399
USINL	Drug Demand Reduction	-	-	400,000	-	-	-	400,000	400,000	-	400,000
USDOE	Drug Policy Leadership Conf	21	-	-	-	-	-	-	21	-	21
SGC	Drug -Related Gang and Violence	43,558	-	-	-	-	-	-	43,558	-	43,558
USINL	Drug -Related Gang and Violence	9,175	-	-	-	38	9,213	(9,175)	-	-	-
USINL	Ecuador - Alternative Development Frontier.	750	-	-	-	-	-	-	750	-	750
USINL	Educ and Skills Based Programs	30,570	-	-	-	-	-	-	30,570	5,000	25,570
EEC	EEC- Online Information Management	(2,570)	-	-	-	-	-	-	(2,570)	-	(2,570)
Various	EEC-IADIS	(1,026)	-	-	-	-	-	-	(1,026)	-	(1,026)
Purdue Univ.	Enhancement of CICAD Inf. & Statistical Servs.	140	-	-	-	-	-	-	140	-	140
USINL	Enhancement of CICAD Inf. & Statistical Servs.	16,455	-	-	-	-	-	-	16,455	-	16,455
USINL	Exec.Secret.Tech./Adm.Supp	-	-	21,861	-	-	-	-	21,861	-	21,861
Various	Exec.Secret.Tech./Adm.Supp	38,054	-	-	-	-	-	-	38,054	-	38,054
USINL	Fellowships/Training	(233)	-	10,000	-	-	-	10,000	9,767	-	9,767
Various	Fellowships/Training	(9)	-	-	-	-	-	-	(9)	-	(9)
USDA	Field Research Site-Tarapoto	135,932	-	-	-	-	68,894	(68,894)	67,039	13,240	53,799
USINL	Field Research Site-Tarapoto	5,476	-	-	-	-	-	-	5,476	-	5,476
IADB	Financial Intelligence Unit	23,579	-	-	-	-	6,514	(6,514)	17,065	61	17,004
USINL	Financial Intelligence Unit	481,112	296,000	(8,000)	-	-	241,668	46,332	527,444	99,283	428,161
USINL	Firearms-Model Reg.	123,798	-	-	-	-	40,845	(40,845)	82,953	9,238	73,715
USINL	Force on Resource Generation	46	-	(46)	-	-	-	(46)	-	-	-
Canada	General Fund	36	53,122	-	-	(6,326)	6,803	39,993	40,029	-	40,029
Chile	General Fund	-	15,000	-	-	-	-	15,000	15,000	-	15,000
France	General Fund	72,319	-	-	-	-	20,009	(20,009)	52,310	4,000	48,310
Honduras	General Fund	171	-	-	-	-	-	-	171	-	171
Mexico	General Fund	38,767	75,000	-	-	-	13,905	61,095	99,862	86,900	12,962
SGC	General Fund	1,408	-	-	-	-	-	-	1,408	-	1,408



**ORGANIZATION OF AMERICAN STATES
SPECIFIC FUNDS RELATED TO REGULAR FUND ACTIVITIES
STATEMENT OF CHANGES IN FUND BALANCE
At the Donor (Award) Project Combination
From January 01, 2006 to October 31, 2006**

Office, Donor & Project		Cash Balance	Contributions	Transfers	Interest Income	Return, Refunds & Other Income	Expenditures	Net Change	Cash Balance	Unliquidated Obligations	Fund Balance
		Jan 01, 2006							October 31, 2006		October 31, 2006
Turkey	General Fund	-	4,000	-	-	-	-	4,000	4,000	-	4,000
USINL	General Fund	18,985	-	75,000	-	6,326	46,194	35,133	54,118	46,750	7,368
Various	General Fund	15,354	-	-	-	-	4,533	(4,533)	10,822	1,798	9,023
USINL	I-A Legislative Integration	85	-	-	-	-	-	-	85	-	85
Canada	INST. Building-National	41	-	-	-	-	-	-	41	-	41
USINL	INST. Building-National	747	-	-	-	-	-	-	747	-	747
Spain	Institution Building Central America	182	-	-	-	-	-	-	182	-	182
Spain-NDP	Institution Building Central America	245	-	-	-	-	-	-	245	-	245
Canada	Integrating Health & Enforcement	34,273	-	-	-	(9,665)	19,988	(29,653)	4,620	-	4,620
USINL	Integrating Health & Enforcement	5,000	-	-	-	-	4,637	(4,637)	363	-	363
EEC	Inter-Reg'l Drug Prevention Program	15,563	-	-	-	227	-	227	15,790	150	15,641
Various	John Hopkins-NIDA-Research	7,018	-	-	-	-	-	-	7,018	-	7,018
CIFAD	Law Enforcement Training on ML	11,100	-	-	-	-	11,100	(11,100)	-	-	-
USINL	Law Enforcement Training on ML	90,166	-	(7,008)	-	-	24,955	(31,963)	58,203	18,841	39,362
USINL	LEADERSHIP CONFERENCE 2002	32,936	-	-	-	-	-	-	32,936	-	32,936
USINL	Legal Dev-Adm/Tech.Supp	16,100	-	-	-	-	-	-	16,100	-	16,100
Spain-NDP	Master Degree On Line	995	-	-	-	(995)	-	(995)	-	-	-
USINL	Master Degree On Line	7,428	-	18,000	-	-	10,469	7,531	14,959	11,046	3,913
USINL	Master Degree On-Line - Compensation	3,700	-	19,600	-	-	1,987	17,613	21,313	21	21,292
Various	Master Degree On-Line - Compensation	45,189	80,023	-	-	-	1,647	78,376	123,565	-	123,565
USINL	Mechanism Against Organized Crime	359	-	-	-	-	-	-	359	-	359
Argentina	MEM	941	-	-	-	-	-	-	941	25	916
Bahamas	MEM	-	3,000	-	-	-	-	3,000	3,000	-	3,000
Brazil	MEM	20,417	-	-	-	-	9,138	(9,138)	11,279	6,209	5,070
Canada	MEM	24,942	165,248	-	-	(17,580)	70,638	77,030	101,972	-	101,972
Mexico	MEM	119,046	70,000	-	-	9,107	34,452	44,655	163,701	41,430	122,271
SGC	MEM	(34)	-	-	-	-	-	-	(34)	-	(34)
USINL	MEM	270,329	-	282,000	-	8,472	198,482	91,991	362,320	202,297	160,023
Various	MEM	17,234	-	-	-	-	2,783	(2,783)	14,451	587	13,864
Canada	MEM ASSIST-DEMAND REDUC	-	14,071	-	-	(7,071)	7,000	-	-	-	-
USINL	MEM ASSIST-DEMAND REDUC	320,994	-	130,000	-	7,271	103,778	33,494	354,487	129,090	225,397
USINL	MEM Recommendation Projs	55,000	-	-	-	-	9,600	(9,600)	45,400	44,400	1,000
Canada	MEM Solidarity Fund	36	-	-	-	-	-	-	36	-	36
USINL	Minimun Standards of Care	18,903	-	94,931	-	-	37,807	57,124	76,027	7,045	68,982
France	Money Laundering	1,749	-	-	-	-	-	-	1,749	-	1,749
USINL	Money Laundering	91,657	-	206,292	-	-	194,142	12,150	103,806	68,859	34,947
Canada	Money Laundering - Training Judicial	25,001	-	-	-	-	-	-	25,001	-	25,001
IADB	Money Laundering - Training Judicial	9,109	-	-	-	-	-	-	9,109	4,000	5,109
USINL	Money Laundering - Training Judicial	496,938	-	(72,616)	-	-	155,805	(228,421)	268,517	179,284	89,233
Canada	Money Laundering-Expert	341	-	-	-	-	-	-	341	-	341
USINL	Money Laundering-Expert	9,862	-	11,100	-	-	17,876	(6,776)	3,086	2,826	260
Canada	Nursing School Training	156	-	-	-	-	-	-	156	156	-
USINL	Nursing School Training	(1,741)	-	-	-	-	-	-	(1,741)	495	(2,235)
Canada	Observatory Technical & Administ. Support	2,469	-	-	-	-	-	-	2,469	-	2,469
NIDA	Observatory Technical & Administ. Support	-	20,000	-	-	-	-	20,000	20,000	-	20,000
USINL	Observatory Technical & Administ. Support	308,816	53,000	322,608	-	-	372,832	2,776	311,592	229,963	81,628
Trin.&Tob	Ord. Session Period	96	-	-	-	-	-	-	96	-	96
Uruguay	Ord. Session Period	140	-	-	-	-	-	-	140	-	140
Various	Ord. Session Period	2,240	-	-	-	-	-	-	2,240	-	2,240
USINL	Organ. Develop. Natu. Drug Comm.	120,967	-	225,400	-	960	185,563	40,797	161,764	78,625	83,139
Canada	Organized Crime / Supply Reduction	42,131	85,792	-	-	85	119,681	(33,804)	8,327	-	8,327
CANME	Organized Crime / Supply Reduction	15,900	-	-	-	-	-	-	15,900	-	15,900
SGC	Organized Crime / Supply Reduction	1,910	-	-	-	451	-	451	2,360	-	2,360
USINL	Organized Crime / Supply Reduction	130,903	-	-	-	-	(122)	122	131,025	40,260	90,765
USINL	Pharmaceutical /Experts Group	2,167	-	20,000	-	-	11,993	8,007	10,174	2,673	7,501
PAHO	PUBLIC HEALTH SCHOOLS-INT'L	3,000	-	-	-	-	-	-	3,000	-	3,000
USINL	Regional Iniciative on Demand Reduction	5,633	-	-	-	-	-	-	5,633	-	5,633
USINL	Regional On-line Spec Prgm	3,075	-	11,000	-	-	5,177	5,823	8,898	656	8,242
USINL	RESEARCH PROGRAM	-	-	140,000	-	-	126,644	13,356	13,356	7,044	6,312
USINL	RETCOD/NDC-Equipment	4,396	-	-	-	-	-	-	4,396	-	4,396
Canada	RETCOD/Precursors	34	-	-	-	-	-	-	34	-	34
France	RETCOD/Precursors	(120)	-	-	-	-	-	-	(120)	-	(120)
USINL	RETCOD/Precursors	23,517	-	(16,341)	-	-	-	(16,341)	7,176	-	7,176
USINL	School - B PRV & Life Youth	194,778	-	-	-	-	55,802	(55,802)	138,975	9,575	129,401
USINL	School of Edu in Latin America	89,000	-	-	-	-	62,923	(62,923)	26,077	15,075	11,002



**ORGANIZATION OF AMERICAN STATES
SPECIFIC FUNDS RELATED TO REGULAR FUND ACTIVITIES
STATEMENT OF CHANGES IN FUND BALANCE
At the Donor (Award) Project Combination
From January 01, 2006 to October 31, 2006**

Office, Donor & Project		Cash Balance	Contributions	Transfers	Interest Income	Return, Refunds & Other Income	Expenditures	Net Change	Cash Balance	Unliquidated Obligations	Fund Balance
		Jan 01, 2006							October 31, 2006		October 31, 2006
Canada	School of Pub Health Latin Am	-	51,617	-	-	(51,617)	-	-	-	-	-
PAHO	School of Pub Health Latin Am	-	30,000	-	-	-	19,870	10,130	10,130	5,492	4,638
USINL	School of Pub Health Latin Am	17,250	-	55,000	-	41,617	39,217	57,400	74,650	22,231	52,419
USINL	Schools of Nursing Latin A	26,263	-	60,000	-	-	28,558	31,442	57,705	10,790	46,915
USINL	Scientific Advisory Committee	32,091	-	-	-	-	-	-	32,091	-	32,091
USINL	SENASA-Vitarte	1,738	-	-	-	-	-	-	1,738	-	1,738
Canada	Sharing Knowledge in Red. Demand	-	12,899	-	-	-	12,899	-	-	-	-
USINL	Sharing Knowledge in Red. Demand	28,320	-	(13,275)	-	23	14,481	(27,733)	587	587	-
USINL	SIDUC - Caribbean	143,187	-	80,000	-	-	82,380	(2,380)	140,807	43,597	97,210
USINL	SIDUC - MEM Recommendations	373,128	-	-	-	13,210	141,386	(128,176)	244,952	52,303	192,648
Cariforum	SIDUC-DAESSP	24,026	-	-	-	-	-	-	24,026	-	24,026
USINL	SIDUC-Stats. System	355,200	-	240,000	-	1,337	187,770	53,567	408,767	89,821	318,946
Various	Street Children	866	-	-	-	-	-	-	866	-	866
SAIC	Strengthening of CND in Andean Countries	(230)	-	-	-	6,348	-	6,348	6,118	98	6,020
USINL	Support To Drug Consult Groups	1,787	-	-	-	-	802	(802)	985	-	985
Various	Support To Drug Consult Groups	698	-	-	-	-	698	(698)	-	-	-
USDA	Support to Peruvian Cacao Strategy	41,502	-	-	-	-	-	-	41,502	-	41,502
USINL	Support to Peruvian Cacao Strategy	115,661	-	-	-	-	-	-	115,661	-	115,661
USINL	Synthetic Drugs	35,000	-	-	-	-	-	-	35,000	-	35,000
Canada	Technical ADMTVE-Support	-	1,114	-	-	-	1,114	-	-	-	-
USINL	Technical ADMTVE-Support	103,314	165,000	225,940	-	-	283,448	107,492	210,806	156,765	54,040
USINL	TRAINING NATL DRUG COMM	-	-	140,400	-	-	50,539	89,861	89,861	18,583	71,277
Uni Florida	Transnational Digital Gov.	50,091	-	-	-	-	-	-	50,091	-	50,091
USINL	Transnational Digital Gov.	11,461	-	-	-	-	-	-	11,461	-	11,461
Canada	Treatment Training	-	52,375	-	-	-	52,375	-	-	-	-
SGC	Treatment Training	1,408	-	-	-	-	-	-	1,408	-	1,408
USINL	Treatment Training	76,767	-	(4,633)	-	-	6,387	(11,020)	65,747	3,216	62,531
Canada	University Grad. Res. Part. Program	-	119,111	-	-	-	119,111	-	-	-	-
USINL	University Grad. Res. Part. Program	-	-	133,800	-	-	-	117,798	117,798	1,060	116,738
USINL	Values & Leg. Pop. High Risk	306,101	300,000	-	-	-	17,864	282,136	588,237	39,450	548,787
Canada	Women and Drug Abuse	(119)	-	-	-	-	-	-	(119)	-	(119)
IADB	Workshop on Money Laundering	894	-	-	-	-	-	-	894	-	894
USINL	Workshop on Money Laundering	88,873	-	32,232	-	-	34,500	(2,268)	86,605	80,650	5,955
TOTAL		14,814,335	5,401,120	(8,000)	-	15,716	5,020,083	388,754	15,203,088	2,659,087	12,544,001
Secretariat for the Inter-American Committee against Terrorism (CICTE) (51E)											
USDS	Aviation Security	190,890	-	(143,896)	-	1,158	47,912	(190,651)	239	239	-
USDS	Aviation Security Project	-	-	143,896	-	-	40,419	103,477	103,477	51,785	51,693
USDS	Border MGMT Capacity	217,152	-	-	-	-	173,722	(173,722)	43,430	43,430	-
IACD	CICTE-Oper. & Prog. from FEMCID	-	-	(4,389)	-	4,389	-	-	-	-	-
USINL	CICTE-Operations and Programs	393,458	-	(10,000)	-	51,613	190,399	(148,786)	244,672	75,347	169,325
Canada	Cyber Security Conference	25,505	-	-	-	(25,505)	-	(25,505)	-	-	-
Canada	Cyber Security Conferences	-	34,305	-	-	(34,305)	-	-	-	-	-
USDS	Intelligence Sharing System (RIISS)	-	64,000	-	-	-	-	64,000	64,000	-	64,000
United Nations	International Legal Cooperation	90,362	-	(6,763)	-	(79,943)	3,656	(90,362)	-	-	-
United Nations	Ministerial Meeting in Panama	-	54,710	(35,746)	-	-	18,964	-	-	-	-
USINL	Ministerial Meeting in Panama	-	-	13,025	-	-	13,025	-	-	-	-
USINL	NEW CICTE OVERHEAD	-	-	8,000	-	-	8,000	-	-	-	-
USDS	Port Security Project	-	-	-	-	-	57,482	(57,482)	(57,482)	-	(57,482)
USDS	Security of Travel Documents	-	190,000	-	2,715	-	95,934	96,781	96,781	164	96,617
United Nations	Seminar Terrorism & H. Rights - Prosecutors/Cartagena	-	12,500	-	-	-	12,500	-	-	-	-
USDS	Strengthening Border Security	-	-	1,800	-	-	31,800	(30,000)	(30,000)	-	(30,000)
USINL	Strengthening Border Security	794,482	184,619	(203,025)	-	-	295,769	(314,175)	480,308	7,673	472,634
Brazil	Support to CICTE	61	-	-	-	-	32	(32)	30	30	-
Chile	Support to CICTE	866	-	-	-	-	665	(665)	202	202	-
Trin.&Tob	Support to CICTE	14,971	-	(14,735)	-	-	236	(14,971)	-	-	-
USDS	Support to CICTE	7,971	-	-	-	-	5,202	(5,202)	2,768	1,742	1,026
Bahamas	Supporting CICTE	-	3,000	-	-	-	-	3,000	3,000	-	3,000
Brazil	Supporting CICTE	9,551	-	-	-	-	6,830	(6,830)	2,721	119	2,602
Canada	Supporting CICTE	-	7,380	-	-	-	7,380	-	-	-	-
Chile	Supporting CICTE	6,897	15,000	-	-	-	5,929	9,071	15,968	833	15,136
Colombia	Supporting CICTE	70,000	70,000	-	-	-	53,491	16,509	86,509	18,750	67,759
Peru	Supporting CICTE	109	-	-	-	-	-	-	109	-	109
Trin.&Tob	Supporting CICTE	-	40,000	(30,000)	-	-	3,626	6,374	6,374	50	6,324
Turkey	Supporting CICTE	3,000	4,000	-	-	-	5,772	(1,772)	1,228	3	1,225



**ORGANIZATION OF AMERICAN STATES
SPECIFIC FUNDS RELATED TO REGULAR FUND ACTIVITIES
STATEMENT OF CHANGES IN FUND BALANCE
At the Donor (Award) Project Combination
From January 01, 2006 to October 31, 2006**

Office, Donor & Project		Cash Balance	Contributions	Transfers	Interest Income	Return, Refunds & Other Income	Expenditures	Net Change	Cash Balance	Unliquidated Obligations	Fund Balance
		Jan 01, 2006							October 31, 2006		October 31, 2006
USDS	Supporting CICTE	225,000	250,000	-	-	-	233,082	16,918	241,918	739	241,179
Trin.&Tob	Tourism Program (ITRS)	-	7,590	44,735	-	-	36,651	15,675	15,675	-	15,675
USDS	Tourism Program (ITRS)	-	-	-	-	-	15,141	(15,141)	(15,141)	278	(15,419)
USINL	Tourism Program (ITRS)	-	-	200,000	-	-	189,659	10,341	10,341	5,633	4,709
USDS	Training Customs & Border Official	1,836	-	(1,800)	-	-	36	(1,836)	-	-	-
TOTAL		2,052,110	937,103	(38,898)	2,715	(82,593)	1,553,312	(734,984)	1,317,126	207,016	1,110,110
Department for the Prevention of Threats against Public Security (51F)											
Canada	AICMA/Mine Victim Assist Prog	21	-	-	-	-	-	-	21	-	21
France	AICMA/Mine Victim Assist Prog	3,648	-	-	-	72	-	72	3,720	3,720	-
USDS	AICMA/Mine Victim Assist Prog	102,968	116,000	-	-	620	223,548	(106,928)	(3,959)	86,369	(90,328)
Various	AICMA/Mine Victim Assist Prog	825	-	-	-	-	825	(825)	-	-	-
EEC	AICMA/PADCA-NI FO4 & SP-EACO	10,464	-	-	-	-	9,801	(9,801)	663	313	350
Canada	AICMA/PADCA-NI-FO4	3,163	425,297	210,155	1,379	33	621,246	15,618	18,781	9,214	9,567
Italy	AICMA/PADCA-NI-FO4	16,534	27,512	71,720	-	-	107,661	(8,429)	8,105	7,884	221
Norway	AICMA/PADCA-NI-FO4	296,507	638,897	-	1,179	35	333,335	306,776	603,283	205,860	397,423
Spain	AICMA/PADCA-NI-FO4	-	350,000	-	-	-	-	350,000	350,000	-	350,000
USDS	AICMA/PADCA-NI-FO4	354	-	-	-	-	110	(110)	244	-	244
Canada	AICMA/PADCA-NI-FO5	12	-	-	-	-	-	-	12	-	12
Denmark	AICMA/PADCA-NI-FO5	7	-	-	-	-	-	-	7	-	7
USDS	AICMA/PADCA-NI-FO5	28,522	890,000	-	-	22	978,181	(88,159)	(59,637)	377,236	(436,873)
Brazil	AICMA/PADSA-CO	-	-	10,000	-	-	3,300	6,700	6,700	6,700	-
Canada	AICMA/PADSA-CO	77,774	137,209	210,155	327	-	371,433	(23,743)	54,031	43,972	10,059
Italy	AICMA/PADSA-CO	18,257	7,646	61,095	-	-	5,478	63,263	81,520	14,085	67,435
Spain	AICMA/PADSA-CO	-	100,000	-	-	-	-	100,000	100,000	-	100,000
USDS	AICMA/PADSA-CO	8,894	-	-	-	418	5,625	(5,207)	3,687	7,126	(3,439)
Various	AICMA/PADSA-CO	288	-	-	-	-	-	-	288	288	-
EEC	AICMA-EC/PE-Cordillera Condor	-	942,400	-	15,815	-	583,193	375,023	375,023	348,979	26,044
Canada	AICMA-PADSA-Suriname	686	-	-	-	-	-	-	686	-	686
Unicef	Demining Awareness- Nicaragua	1,677	-	-	-	-	1,677	(1,677)	-	-	-
USDS	Demining in Central America	303,989	-	-	-	-	308,949	(308,949)	(4,960)	5,966	(10,926)
Brazil	Demining PADCA-Honduras	195	-	-	-	-	179	(179)	16	16	-
Honduras	Demining PADCA-Honduras	51	-	-	-	-	-	-	51	51	-
Italy	Demining PADCA-Honduras	4,149	-	-	-	-	3,869	(3,869)	281	281	-
Japan	Demining PADCA-Honduras	47	-	-	-	-	-	-	47	47	-
Sweden	Demining PADCA-Nicaragua	143,630	1,306,368	-	9,483	-	929,800	386,051	529,681	219,981	309,700
Italy	Demining PADEP/ECUADOR	1,952	31,469	27,647	-	-	47,153	11,963	13,914	3,631	10,283
Spain	Demining PADEP/ECUADOR	-	100,000	-	-	-	-	100,000	100,000	-	100,000
United Nations	Demining PADEP/ECUADOR	10,710	-	-	-	(8,152)	-	(8,152)	2,558	-	2,558
USDS	Demining PADEP/ECUADOR	34,021	-	-	-	8,152	26,448	(18,296)	15,725	3,000	12,725
Italy	Demining PADEP/PERU	19,305	33,893	-	-	-	7,823	26,070	45,375	3,133	42,242
Spain	Demining PADEP/PERU	-	100,000	-	-	-	-	100,000	100,000	-	100,000
USDS	Demining PADEP/PERU	118,950	-	-	-	-	36,741	(36,741)	82,209	-	82,209
Canada	Demining Program Assist. Peru/Ecuador	6,348	-	-	-	-	6,348	(6,348)	-	-	-
Brazil	Demining-Unprogrammed Spec Fd	10,000	-	(10,000)	-	-	-	(10,000)	-	-	-
Canada	Demining-Unprogrammed Spec Fd	420,309	-	(420,309)	-	-	-	(420,309)	-	-	-
Italy	Demining-Unprogrammed Spec Fd	88,743	71,720	(160,463)	-	-	-	(88,743)	-	-	-
Spain	Demining-Unprogrammed Spec Fd	-	100,220	-	-	-	-	100,220	100,220	-	100,220
Mexico	Fighting Transnational Organized Crime (Tech. Supp.)	-	50,000	-	-	-	3,050	46,950	46,950	1,916	45,034
Italy	Mine Action Program/Munitions Disposal & ERW	-	53,071	-	-	-	2,123	50,948	50,948	-	50,948
USDS	MINE ACTION PROGRAM-Chile	-	64,000	-	-	-	-	64,000	64,000	105,561	(41,561)
Canada	PADCA/Guatemala	8,889	-	-	-	-	6,279	(6,279)	2,610	-	2,610
Italy	PADCA/Guatemala	1,617	-	-	-	-	1,499	(1,499)	118	85	33
Norway	PADCA/Guatemala	93,035	-	-	-	183	76,741	(76,558)	16,477	756	15,721
Canada	Stockpile Destruction	69	-	-	-	-	-	-	69	-	69
Greece	Technical Support, Gang Section Criminal Activities	-	10,000	-	-	-	1,312	8,688	8,688	2,842	5,846
TOTAL		1,836,612	5,555,701	-	28,184	1,383	4,703,728	881,540	2,718,151	1,459,017	1,259,134
Small Arms and Light Weapons Section (51F)											
USDS	Central America Munitions Stockpile Destruction	-	-	50,000	-	-	8,408	41,592	41,592	5,103	36,489
Bahamas	Coordination-Technical Support, Small Arms&Light Weap	-	3,000	-	-	-	-	3,000	3,000	-	3,000
Mexico	Technical support, western hemisphere Immigration and	-	-	15,824	-	-	-	15,824	15,824	-	15,824
Philippines	Technical support, western hemisphere Immigration and	-	-	7,500	-	-	-	7,500	7,500	-	7,500
Uni. GW	Technical support, western hemisphere Immigration and	-	-	1,122	-	-	-	1,122	1,122	-	1,122
USAID	Technical support, western hemisphere Immigration and	-	-	33,850	-	-	-	33,850	33,850	-	33,850



**ORGANIZATION OF AMERICAN STATES
SPECIFIC FUNDS RELATED TO REGULAR FUND ACTIVITIES
STATEMENT OF CHANGES IN FUND BALANCE
At the Donor (Award) Project Combination
From January 01, 2006 to October 31, 2006**

Office, Donor & Project		Cash Balance	Contributions	Transfers	Interest Income	Return, Refunds & Other Income	Expenditures	Net Change	Cash Balance	Unliquidated Obligations	Fund Balance
		Jan 01, 2006							October 31, 2006		October 31, 2006
USDS	Technical support, western hemisphere Immigration and	-	-	3,293	-	-	-	3,293	3,293	1,544	1,748
TOTAL		-	3,000	111,588	-	-	8,408	106,180	106,180	6,647	99,533
Secretariat for Political Affairs (61A)											
Canada	Elect. Obs. & Pol. Ref.	-	430,302	(352,074)	745	-	37,178	41,795	41,795	-	41,795
USDS	EOM Ecuador	49,692	-	-	-	-	20,346	(20,346)	29,346	2,744	26,602
Colombia	Net of Info & Academic Investigation	10,000	-	-	-	-	-	-	10,000	-	10,000
USDS	Political Database of the Americas	39,097	-	-	-	-	25,024	(25,024)	14,073	100	13,973
USDS	Special Mission to Nicaragua	132,286	-	(110,000)	-	-	19,139	(129,139)	3,147	15	3,131
USDS	Support for the Constituent Assembly in Bolivia	234,727	-	(189,000)	-	-	15,700	(204,700)	30,027	1,112	28,915
TOTAL		465,803	430,302	(651,074)	745	-	117,388	(337,415)	128,388	3,972	124,417
Department for the Promotion of Democracy (61C)											
EEC	April 11 Investigation	3,070	-	-	-	-	-	-	3,070	-	3,070
UK	Caribbean Electoral Technical Assistance	5,507	-	-	-	-	-	-	5,507	-	5,507
CIDA	CIDA Contribution	5,690	-	-	-	-	-	-	5,690	-	5,690
Norway	D.V. & P.M. in Central America	538	-	-	-	(538)	-	(538)	-	-	-
Various	Democ Overhead Contribution	7	-	-	-	-	-	-	7	-	7
Italy	Democratic Governability Andean Region	6,869	-	-	-	-	669	(669)	6,200	-	6,200
Norway	Diminishing Voting Abstinance in Guatemala	5,582	-	-	-	-	-	-	5,582	-	5,582
EEC	Disarmament-Venezuela	468	-	-	-	-	-	-	468	-	468
Colombia	Elec Tech Assist Colombia 2006	-	429,388	-	-	-	346,721	82,666	82,666	18,602	64,065
Finland	Elect. Obs. Mission - Nicaragua	121	-	-	-	-	-	-	121	-	121
Japan	Elect. Obs. Mission - Nicaragua	767	-	-	-	-	-	-	767	-	767
Norway	Elect. Obs. Mission - Nicaragua	419	-	-	-	-	-	-	419	-	419
Sweden	Elect. Obs. Mission - Nicaragua	332	-	-	-	-	-	-	332	-	332
UK	Elect. Obs. Mission - Nicaragua	187	-	-	-	-	-	-	187	-	187
Argentina	Elect. Obs. Mission-Haiti 1999	(113)	-	-	-	168	-	168	55	-	55
Canada	Elect. Obs. Mission-Haiti 1999	2,047	-	-	-	-	-	-	2,047	-	2,047
Chile	Elect. Obs. Mission-Haiti 1999	(4,349)	-	-	-	-	-	-	(4,349)	-	(4,349)
Netherlands	Elect. Obs. Mission-Haiti 1999	315	-	-	-	-	-	-	315	-	315
Spain	Elect. Obs. Mission-Haiti 1999	896	-	-	-	-	-	-	896	-	896
UK	Elect. Obs. Mission-Haiti 1999	57	-	-	-	-	-	-	57	-	57
Switzerland	Elect. Obs. Paraguay	686	-	-	-	-	-	-	686	-	686
Canada	Elect. Obs. Venezuela Referendum 2004	7	-	-	-	-	-	-	7	-	7
Various	Elect. Technical Assistance	467	-	-	-	-	-	-	467	-	467
Brazil	Electoral Observation Fund	-	-	-	-	359	-	359	359	-	359
USDS	Electoral Observation Fund	41,803	-	-	-	-	-	-	41,803	-	41,803
Sweden	Electoral Program Support	444,211	-	-	6,549	2,025	371,225	(362,651)	81,560	12,051	69,509
NORAD	Electoral Programs Assitance	17	-	-	-	-	-	-	17	-	17
USAID	Electoral Support 2005 Honduras	3,914	-	-	-	-	-	-	3,914	-	3,914
Emb. Serbia/Mon	Electoral Technical Assistance in the Caribbean	2,494	-	(417)	-	-	2,077	(2,494)	-	-	-
UK	Electoral Technical Assistance in the Caribbean	7,809	-	-	-	-	32	(32)	7,777	-	7,777
USDS	Electoral Technical Assistance in the Caribbean	89,178	-	(53,514)	-	-	35,664	(89,178)	-	-	-
Canada	Electoral Technical Project in Haiti	-	-	(262,978)	-	-	44,074	1,199	1,199	-	1,199
SAIC	Electoral Technical Project in Haiti	-	361,830	-	-	(308,252)	53,258	320	320	-	320
United Nations	Electoral Technical Project in Haiti	38,666	1,621,552	-	-	137,323	1,767,233	(8,358)	30,308	15,937	14,370
USAID	Electoral Technical Project in Haiti	144,036	-	-	-	4,354	141,862	(137,508)	6,527	-	6,527
USDS	Electoral Technical Project in Haiti	-	-	35,000	-	-	34,704	296	296	204	92
USDS	EOM 1999 El Salvador	11,225	-	-	-	-	-	-	11,225	-	11,225
United Nations	EOM 2000 Suriname	5,767	-	-	-	-	-	-	5,767	-	5,767
USDS	EOM 2000 Suriname	88	-	(87)	-	-	-	(87)	1	-	1
Canada	EOM 2001 Guyana	39,146	-	-	-	-	-	-	39,146	-	39,146
USDS	EOM 2001 Guyana	18,771	-	-	-	-	-	-	18,771	-	18,771
USDS	EOM 2001 Nicaragua	9,656	-	-	-	-	-	-	9,656	-	9,656
Brazil	EOM 2001 Peru	43	-	-	-	-	-	-	43	-	43
Japan	EOM 2001 Peru	94	-	-	-	-	-	-	94	-	94
Sweden	EOM 2001 Peru	33	-	-	-	(33)	-	(33)	-	-	-
USDS	EOM 2001 Peru	12	-	-	-	-	-	-	12	-	12
UK	EOM 2001 St.Vincent and the Grenadines	1,720	-	-	-	-	-	-	1,720	-	1,720
USDS	EOM 2001 St.Vincent and the Grenadines	260	-	-	-	(260)	-	(260)	-	-	-
Canada	EOM 2002 Ecuador	(3,069)	-	-	-	-	-	-	(3,069)	-	(3,069)
USDS	EOM 2002 Ecuador	6,368	-	-	-	(47)	-	(47)	6,321	-	6,321
USDS	EOM 2002 Peru	6,771	-	-	-	-	-	-	6,771	-	6,771
USDS	EOM 2003 Bolivia	2,197	-	-	-	-	-	-	2,197	-	2,197



**ORGANIZATION OF AMERICAN STATES
SPECIFIC FUNDS RELATED TO REGULAR FUND ACTIVITIES
STATEMENT OF CHANGES IN FUND BALANCE
At the Donor (Award) Project Combination
From January 01, 2006 to October 31, 2006**

Office, Donor & Project		Cash Balance	Contributions	Transfers	Interest Income	Return, Refunds & Other Income	Expenditures	Net Change	Cash Balance	Unliquidated Obligations	Fund Balance
		Jan 01, 2006							October 31, 2006		October 31, 2006
USDS	EOM 2003 Grenada	663	-	-	-	-	-	-	663	-	663
Japan	EOM 2003 Guatemala	15,218	-	-	-	-	-	-	15,218	-	15,218
UK	EOM 2003 Guatemala	461	-	-	-	-	-	-	461	-	461
USDS	EOM 2003 Guatemala	53,195	-	-	-	-	-	-	53,195	-	53,195
USDS	EOM 2004 Bolivia Referendum	41,831	-	(41,831)	-	-	-	(41,831)	-	-	-
USDS	EOM 2004 Bolivian Municipal Elections	58,587	-	(58,587)	-	-	-	(58,587)	-	-	-
Sweden	EOM 2004 Nicaragua	59	-	-	-	(59)	-	(59)	-	-	-
USDS	EOM 2004 Nicaragua	73,295	-	(73,295)	-	-	-	(73,295)	-	-	-
Argentina	EOM 2005 Bolivia	2,918	-	(2,918)	-	-	-	(2,918)	-	-	-
Brazil	EOM 2005 Bolivia	5,313	-	(4,765)	-	-	548	(5,313)	-	-	-
Canada	EOM 2005 Bolivia	17,113	-	-	-	(17,113)	-	(17,113)	-	-	-
Denmark	EOM 2005 Bolivia	10,065	-	-	202	4,382	4,715	(130)	9,935	13	9,922
Netherlands	EOM 2005 Bolivia	91,416	-	-	-	-	25,383	(25,383)	66,032	-	66,032
Spain	EOM 2005 Bolivia	64,533	100,000	(100,000)	-	-	9,230	(9,230)	55,303	-	55,303
Sweden	EOM 2005 Bolivia	1,244	-	-	80	5,850	3,027	2,903	4,147	13	4,134
USDS	EOM 2005 Bolivia	30,554	-	-	-	7,809	7,904	(95)	30,459	-	30,459
Denmark	EOM 2005 Honduras	4,975	-	-	-	(306)	811	(1,117)	3,857	-	3,857
Korea	EOM 2005 Honduras	3,395	-	-	-	(3,395)	-	(3,395)	-	-	-
Sweden	EOM 2005 Honduras	1,602	-	-	-	-	1,369	(1,369)	233	-	233
USDS	EOM 2005 Honduras	187	-	-	-	3,701	-	3,701	3,888	-	3,888
Mexico	EOM 2005 Honduras Primaries	1,504	-	-	-	-	-	-	1,504	-	1,504
Sweden	EOM 2005 Honduras Primaries	1,552	-	-	-	-	-	-	1,552	-	1,552
USDS	EOM 2005 Honduras Primaries	4,759	-	(4,759)	-	-	-	(4,759)	-	-	-
USDS	EOM 2005 St Vincent and the Grenadines	5,037	-	-	-	-	3,076	(3,076)	1,961	-	1,961
Argentina	EOM 2005 Venezuela	93	-	-	-	-	-	-	93	-	93
Brazil	EOM 2005 Venezuela	3,735	-	-	-	-	2,933	(2,933)	802	-	802
Canada	EOM 2005 Venezuela	12,609	-	-	-	146	8,876	(8,730)	3,879	-	3,879
Chile	EOM 2005 Venezuela	417	-	-	-	-	417	(417)	-	-	-
Korea	EOM 2005 Venezuela	3,358	-	-	-	-	1,581	(1,581)	1,777	-	1,777
Norway	EOM 2005 Venezuela	32,947	-	-	-	-	30,597	(30,597)	2,350	-	2,350
Brazil	EOM 2006 Colombia	-	-	5,000	-	-	3,000	2,000	2,000	-	2,000
Canada	EOM 2006 Colombia	-	-	17,425	-	-	11,957	5,468	5,468	-	5,468
USDS	EOM 2006 Colombia	-	-	75,000	-	-	68,205	6,795	6,795	842	5,953
Brazil	EOM 2006 Dominican Republic	-	-	2,000	-	-	1,487	513	513	-	513
Canada	EOM 2006 Dominican Republic	-	-	8,713	-	-	5,000	3,713	3,713	85	3,628
EEC	EOM 2006 Dominican Republic	-	61,330	-	-	-	34,669	26,661	26,661	-	26,661
USAID	EOM 2006 Dominican Republic	-	300,000	(75)	-	-	211,857	88,068	88,068	1,080	86,988
Brazil	EOM 2006 Ecuador	-	-	5,000	-	-	667	4,333	4,333	-	4,333
Canada	EOM 2006 Ecuador	-	-	49,423	-	-	1,711	47,712	47,712	1	47,711
Korea	EOM 2006 Ecuador	-	20,000	-	-	-	-	20,000	20,000	-	20,000
USDS	EOM 2006 Ecuador	-	-	305,000	-	-	117,436	187,564	187,564	95,789	91,775
Brazil	EOM 2006 El Salvador	-	-	2,000	-	-	1,963	37	37	-	37
Canada	EOM 2006 El Salvador	-	-	401	-	-	401	-	-	-	-
USDS	EOM 2006 El Salvador	-	-	40,000	-	-	25,334	14,666	14,666	-	14,666
Brazil	EOM 2006 Guyana	-	-	10,000	-	-	6,699	3,301	3,301	483	2,818
Canada	EOM 2006 Guyana	-	155,207	67,392	-	-	173,356	49,242	49,242	8,003	41,239
Chile	EOM 2006 Guyana	-	5,000	-	-	-	450	4,550	4,550	200	4,350
Mexico	EOM 2006 Guyana	-	5,000	-	-	-	4,796	204	204	173	30
UK	EOM 2006 Guyana	-	94,600	-	-	-	-	94,600	94,600	-	94,600
USDS	EOM 2006 Guyana	-	-	210,000	-	-	151,837	58,163	58,163	21,374	36,789
Brazil	EOM 2006 Nicaragua (DPCME)	-	-	885	-	-	870	15	15	-	15
Canada	EOM 2006 Nicaragua (DPCME)	-	-	14,133	-	-	13,359	774	774	521	253
Netherlands	EOM 2006 Nicaragua (DPCME)	-	17,358	-	-	-	-	17,358	17,358	-	17,358
Norway	EOM 2006 Nicaragua (DPCME)	-	5,392	-	-	-	-	5,392	5,392	-	5,392
USAID	EOM 2006 Nicaragua (DPCME)	-	70,000	-	-	-	77,895	(7,895)	(7,895)	57,676	(65,571)
USDS	EOM 2006 Nicaragua (DPCME)	-	-	115,050	-	-	108,564	6,486	6,486	-	6,486
Brazil	EOM 2006 Nicaragua (DPD)	-	-	4,115	-	-	-	4,115	4,115	295	3,820
Canada	EOM 2006 Nicaragua (DPD)	-	-	65,716	-	-	29,695	36,021	36,021	23,253	12,767
Denmark	EOM 2006 Nicaragua (DPD)	-	50,000	-	-	-	-	50,000	50,000	-	50,000
Japan	EOM 2006 Nicaragua (DPD)	-	100,000	-	-	-	-	100,000	100,000	40,200	59,800
Netherlands	EOM 2006 Nicaragua (DPD)	-	80,708	-	-	-	593	80,115	80,115	8,572	71,544
Norway	EOM 2006 Nicaragua (DPD)	-	25,069	-	-	-	-	25,069	25,069	23,882	1,187
USAID	EOM 2006 Nicaragua (DPD)	-	650,000	-	-	-	732,232	(82,232)	(82,232)	448,814	(531,046)
USDS	EOM 2006 Nicaragua (DPD)	-	-	902,943	-	-	420,601	482,342	482,342	194,247	288,095
Canada	EOM 2006 Peru	-	-	86,305	601	-	64,362	22,544	22,544	-	22,544



ORGANIZATION OF AMERICAN STATES
SPECIFIC FUNDS RELATED TO REGULAR FUND ACTIVITIES
STATEMENT OF CHANGES IN FUND BALANCE
At the Donor (Award) Project Combination
From January 01, 2006 to October 31, 2006

Office, Donor & Project		Cash Balance	Contributions	Transfers	Interest Income	Return, Refunds & Other Income	Expenditures	Net Change	Cash Balance	Unliquidated Obligations	Fund Balance
		Jan 01, 2006							October 31, 2006		October 31, 2006
Japan	EOM 2006 Peru	-	92,250	-	-	-	83,407	8,843	8,843	1,561	7,281
Korea	EOM 2006 Peru	-	20,000	-	-	-	11,513	8,487	8,487	-	8,487
Norway	EOM 2006 Peru	-	22,000	-	-	-	18,602	3,398	3,398	-	3,398
USDS	EOM 2006 Peru	-	-	325,100	-	-	295,952	29,148	29,148	2,767	26,381
Canada	EOM Paraguay	373	-	-	-	-	-	-	373	-	373
Argentina	EOM Specific Funds	-	-	2,918	-	-	-	2,918	2,918	-	2,918
Brazil	EOM Specific Funds	9,265	50,000	(26,235)	-	(343)	10,057	13,366	22,631	145	22,486
Nicaragua	EOM Specific Funds	20	-	-	-	-	-	-	20	-	20
USDS	EOM Specific Funds	100,934	-	-	-	-	1,050	(1,050)	99,884	10	99,873
China	EOM: Referendum for Expansion	-	20,000	-	-	-	9,110	10,890	10,890	205	10,685
Korea	EOM: Referendum for Expansion	-	20,000	-	-	-	-	20,000	20,000	156	19,844
USDS	EOM: Referendum for Expansion	-	-	30,000	-	-	24,380	5,620	5,620	5,113	507
Norway	EOM-Atlantic Coast in NI 2002	9,895	-	-	-	-	-	-	9,895	-	9,895
Sweden	EOM-Atlantic Coast in NI 2002	11,829	-	-	-	-	-	-	11,829	-	11,829
Canada	EOM-Constituent Assembly Process in Bolivia 2006	-	-	35,944	-	-	217	35,728	35,728	-	35,728
USDS	EOM-Constituent Assembly Process in Bolivia 2006	-	-	250,000	-	-	151,075	98,925	98,925	10,550	88,375
EEC	ETA - Venezuela	3,935	-	-	-	-	-	-	3,935	-	3,935
UNESCO	Experts Meeting - Education & Peace	726	-	-	-	-	-	-	726	-	726
Netherlands	General Election Volunteers	8	-	-	-	-	-	-	8	-	8
EEC	Headquarters-Caracas	11,588	-	-	-	-	-	-	11,588	-	11,588
ADC	High Level Mission.-Perú	12,656	-	-	-	-	-	-	12,656	-	12,656
Bahamas	High Level Mission.-Perú	106	-	-	-	-	-	-	106	-	106
El Salvador	High Level Mission.-Perú	255	-	-	-	-	-	-	255	-	255
Nicaragua	Home Reconstruction Nicaragua	142	-	-	-	(139)	-	(139)	3	-	3
USDS	Horiz. Cooperation Brazil-Paraguay / Electronic Vote	8,608	-	-	-	-	-	-	8,608	-	8,608
Dom. Repub.	Horizontal Cooperation Project	100,000	-	-	-	-	20,653	(20,653)	79,347	-	79,347
Various	Horizontal Cooperation Project	65,123	-	(7,988)	-	-	25,134	(33,123)	32,000	794	31,207
Ecuador	Information System Tech. Assist. Ecuador	-	250,305	-	-	-	111,616	138,689	138,689	78,498	60,191
El Salvador	Information System Tech. Assist. Ecuador	-	49,118	-	-	-	15,250	33,868	33,868	1,338	32,530
Various	Information System Tech. Assist. Ecuador	102,740	-	(56,721)	-	-	40,109	(96,830)	5,910	-	5,910
USDS	Institutional Strengthening	1,058	-	-	-	-	-	-	1,058	-	1,058
USDS	Inter-American Electoral Technology Program (PITE)	60,631	-	-	-	-	47,188	(47,188)	13,444	10,784	2,660
Canada	Inter-American Forum on Political Parties	574	-	-	-	(293)	-	(293)	281	-	281
France	Inter-American Forum on Political Parties	26	-	(26)	-	-	-	(26)	-	-	-
IADB	Inter-American Forum on Political Parties	10,851	37,500	-	-	4,006	26,093	15,413	26,264	16,501	9,763
Korea	Inter-American Forum on Political Parties	11,499	50,000	-	-	(1,495)	35,534	12,972	24,471	5,030	19,441
Luxembourg	Inter-American Forum on Political Parties	34,560	-	-	-	-	24,467	(24,467)	10,093	3,576	6,517
Netherlands	Inter-American Forum on Political Parties	978	-	-	-	-	-	-	978	-	978
USDS	Inter-American Forum on Political Parties	222,631	-	-	-	(1,739)	110,272	(112,011)	110,620	297	110,323
Bahamas	MAPP/OAS Mission to Support	295	5,000	-	-	-	4,137	863	1,158	72	1,086
Canada	MAPP/OAS Mission to Support	-	864,174	-	-	(129,411)	734,763	-	-	-	-
Colombia	MAPP/OAS Mission to Support	58,514	-	-	-	95,057	108,670	(13,613)	44,901	-	44,901
IOM	MAPP/OAS Mission to Support	-	987,500	-	-	-	214,004	773,496	773,496	109,404	664,092
Ireland	MAPP/OAS Mission to Support	10,400	-	-	-	24,247	32,828	(8,581)	1,819	84	1,736
Metro Seg.	MAPP/OAS Mission to Support	-	84,865	-	-	-	39,788	45,077	45,077	6,236	38,841
Netherlands	MAPP/OAS Mission to Support	1,431,668	-	(22)	-	37,541	1,364,886	(1,327,367)	104,300	103,975	325
Spain	MAPP/OAS Mission to Support	-	2,399,608	-	-	-	317,390	2,082,217	2,082,217	127,625	1,954,592
Sweden	MAPP/OAS Mission to Support	125,246	1,243,556	-	5,377	(5,910)	966,701	276,322	401,568	397,415	4,153
Thailand	MAPP/OAS Mission to Support	-	10,000	-	-	-	4,355	5,645	5,645	3,165	2,480
Canada	Mission to Verify Signatures - Venezuela Ref.	88	-	-	-	-	-	-	88	-	88
Mexico	Mission to Verify Signatures - Venezuela Ref.	50	-	-	-	-	-	-	50	-	50
SAIC	Mission to Verify Signatures - Venezuela Ref.	50,188	-	-	-	(50,188)	-	(50,188)	-	-	-
Switzerland	Mission to Verify Signatures - Venezuela Ref.	1,010	-	-	-	-	-	-	1,010	-	1,010
Sweden	Modernization & Legislative Agenda Congress 2005-07	100,404	316,820	-	-	11	403,167	(86,337)	14,067	6,306	7,761
IADB	MORECIV	1,340,584	1,100,266	-	20,015	778	1,465,497	(344,438)	996,146	643,385	352,760
EEC	Negotiation Tables & Agreement	4,784	-	-	-	-	-	-	4,784	-	4,784
Canada	OAS-Mission to Haiti	214	-	-	-	-	-	-	214	-	214
Trin.&Tob	OAS-Mission to Haiti	239	-	-	-	-	-	-	239	-	239
UK	OAS-Mission to Haiti	19	-	-	-	-	-	-	19	-	19
Netherlands	OH-Democ Values & Polit Mgmt	7,346	-	-	-	(6,746)	-	(6,746)	599	-	599
Various	OH-Democ Values & Polit Mgmt	(5,124)	-	-	-	5,124	-	5,124	-	-	-
Sweden	Peace and Reinsertion	129	-	-	-	-	-	-	129	-	129
Canada	Permanent Forum Political Parties	414	-	-	-	-	-	-	414	-	414
USDS	Permanent Forum Political Parties	328	-	-	-	1,999	-	1,999	2,327	-	2,327
Netherlands	Plan Ass. Tecnica TSE Guatemala	1,627	-	-	-	(1,627)	-	(1,627)	-	-	-



**ORGANIZATION OF AMERICAN STATES
SPECIFIC FUNDS RELATED TO REGULAR FUND ACTIVITIES
STATEMENT OF CHANGES IN FUND BALANCE
At the Donor (Award) Project Combination
From January 01, 2006 to October 31, 2006**

Office, Donor & Project		Cash Balance	Contributions	Transfers	Interest Income	Return, Refunds & Other Income	Expenditures	Net Change	Cash Balance	Unliquidated Obligations	Fund Balance
		Jan 01, 2006							October 31, 2006		October 31, 2006
Netherlands	Politic Management - Guatemala	72,056	-	-	-	-	67,199	(67,199)	4,856	-	4,856
NORAD	Politic Management - Guatemala	92,436	261,401	-	3,420	1,648	272,404	(5,934)	86,503	36,701	49,802
Sweden	Politic Management - Guatemala	15,605	394,229	-	4,168	-	274,640	123,756	139,361	28,223	111,138
USDS	Political Parties Support in Haiti	100,000	-	-	-	-	-	-	100,000	-	100,000
Italy	Political Party focus in Haiti	61,985	-	-	-	-	-	-	61,985	15,090	46,895
Canada	Program for Democratic Governance	28,411	-	-	-	-	4,200	(4,200)	24,211	-	24,211
USDS	Program for Democratic Governance	14,317	-	-	-	-	-	-	14,317	-	14,317
Bolivia	PRONAGOB	20,088	-	(20,089)	-	-	-	(20,089)	(1)	-	(1)
Sweden	Son of the River - Nicaragua	243	-	-	-	(243)	-	(243)	-	-	-
Canada	Special Fund for Strengthening Democracy	661	-	-	-	-	-	-	661	-	661
Nicaragua	Special Fund for Strengthening Democracy	3,000	-	-	-	-	-	-	3,000	-	3,000
Antig-Barb.	Special Mission to Strength Democ-Haiti	13	-	-	-	-	-	-	13	-	13
Argentina	Special Mission to Strength Democ-Haiti	551	-	-	-	-	212	(212)	339	314	25
Bahamas	Special Mission to Strength Democ-Haiti	1,922	-	-	-	-	-	-	1,922	-	1,922
Barbados	Special Mission to Strength Democ-Haiti	64	-	-	-	-	-	-	64	-	64
Brazil	Special Mission to Strength Democ-Haiti	(1,660)	-	-	-	-	-	-	(1,660)	-	(1,660)
Canada	Special Mission to Strength Democ-Haiti	2,029,092	-	262,860	-	1,711	2,187,917	(1,923,346)	105,746	62,754	42,992
Caricom	Special Mission to Strength Democ-Haiti	405	-	-	-	-	-	-	405	-	405
Cyprus	Special Mission to Strength Democ-Haiti	8	-	-	-	-	-	-	8	-	8
EEC	Special Mission to Strength Democ-Haiti	22,045	-	-	-	-	-	-	22,045	-	22,045
France	Special Mission to Strength Democ-Haiti	6,689	-	-	-	-	-	-	6,689	-	6,689
Germany	Special Mission to Strength Democ-Haiti	600	-	-	-	-	-	-	600	-	600
Haiti	Special Mission to Strength Democ-Haiti	10	-	-	-	-	-	-	10	-	10
HOLY SEE	Special Mission to Strength Democ-Haiti	10	-	-	-	-	-	-	10	-	10
Israel	Special Mission to Strength Democ-Haiti	1,047	-	-	-	-	757	(757)	291	-	291
Italy	Special Mission to Strength Democ-Haiti	19,455	-	-	-	-	14,890	(14,890)	4,565	200	4,365
Nicaragua	Special Mission to Strength Democ-Haiti	111	-	-	-	-	-	-	111	-	111
NOAH	Special Mission to Strength Democ-Haiti	13	-	-	-	-	-	-	13	-	13
Norway	Special Mission to Strength Democ-Haiti	49,771	-	-	-	617	15,816	(15,199)	34,572	9,378	25,194
Switzerland	Special Mission to Strength Democ-Haiti	11,222	-	-	-	-	11,222	(11,222)	-	-	-
UK	Special Mission to Strength Democ-Haiti	40	-	-	-	-	-	-	40	-	40
United Nations	Special Mission to Strength Democ-Haiti	1,712,910	-	-	-	153,580	1,476,822	(1,323,243)	389,668	356,406	33,261
USDS	Special Mission to Strength Democ-Haiti	782,046	-	(35,000)	-	63,833	742,254	(713,421)	68,625	22,719	45,906
Various	Special Mission to Strength Democ-Haiti	-	2,673	-	-	-	2,469	204	204	198	6
Suriname	Special Mission to Suriname	270	-	-	-	-	-	-	270	-	270
Sweden	Special Prog. Elect Tech Assist NI	45,926	-	-	-	-	-	-	45,926	-	45,926
Canada	Strength. Reg. advisors	117	-	-	-	-	-	-	117	-	117
UK	Strength. Reg. advisors	188	-	-	-	-	-	-	188	-	188
USDS	Strengthening Democ. Proc. Cuba	50,000	-	-	-	-	-	-	50,000	-	50,000
USAID	Strengthening Peace in the Central Atlantic Regions	-	-	-	-	2,200	-	2,200	2,200	-	2,200
Sweden	Supp. Modernization of Electoral System in Guatemala	7,572	-	-	-	(7,572)	-	(7,572)	-	-	-
Various	Supp. Modernization of Electoral System in Guatemala	9,447	-	(9,447)	-	-	-	(9,447)	-	-	-
Bahamas	Support Democracy in Haiti	-	8,000	-	-	-	2,710	-	5,290	-	5,290
Nicaragua	Support Democracy in Haiti	3,000	3,000	-	-	-	-	3,000	6,000	-	6,000
Sweden	Support Electoral Syst. Guatemala 2005-07	291,257	536,317	-	8,643	340	462,415	82,885	374,142	169,608	204,535
USAID	Support Electoral Syst. Guatemala 2005-07	-	60,000	-	-	-	60,455	(455)	(455)	14,955	(15,410)
Canada	Support for Supreme Electoral Tribunal, Guatemala	945	-	-	-	(945)	-	(945)	-	-	-
USAID	Support for Supreme Electoral Tribunal, Guatemala	693	-	-	-	-	-	-	693	-	693
Sweden	Support of Plan Elections 2003	20	-	-	-	-	-	-	20	-	20
Bolivia	Support to Mandates Summit of the Americas	20	-	-	-	-	-	-	20	-	20
Sweden	Support to Rural Judicial Facilitators	968,627	1,240,189	-	35,711	1,905	1,167,828	109,978	1,078,604	775,102	303,502
IDEA	Support/Transition Bolivia 2004	84	-	-	-	-	-	-	84	-	84
Antig-Barb.	Training & Civic Educ. Guatema	55,712	-	-	-	-	-	-	55,712	-	55,712
Guatemala	Training & Civic Educ. Guatema	858	-	-	-	-	-	-	858	-	858
Switzerland	Vol. Assoc. Netw. - GE 03	74	-	-	-	-	-	-	74	-	74
TOTAL		11,832,819	14,281,205	2,169,567	84,767	332,311	18,649,057	(1,781,207)	10,051,613	3,998,952	6,052,661
Department for the Promotion of Good Governance (61D)											
USDS	Counterterrorism Legislation in Central America	38,261	-	-	-	-	600	(600)	37,661	2,000	35,661
USDS	Counterterrorism Legislation in the Caribbean	50,976	-	-	-	-	13,150	(13,150)	37,826	-	37,826
Canada	Decentralization of Local Governments	8,675	-	-	-	-	3,541	(3,541)	5,134	-	5,134
IADB	Decentralization of Local Governments	18,125	-	-	-	-	-	-	18,125	-	18,125
UK	Decentralization of Local Governments	8,043	-	-	-	-	-	-	8,043	-	8,043
United Nations	Dem.Forum"Local Gov Small St"	420	-	-	-	-	-	-	420	-	420
Various	Democracy Courses	400	-	-	-	-	-	-	400	-	400



**ORGANIZATION OF AMERICAN STATES
SPECIFIC FUNDS RELATED TO REGULAR FUND ACTIVITIES
STATEMENT OF CHANGES IN FUND BALANCE
At the Donor (Award) Project Combination
From January 01, 2006 to October 31, 2006**

Office, Donor & Project		Cash Balance	Contributions	Transfers	Interest Income	Return, Refunds & Other Income	Expenditures	Net Change	Cash Balance	Unliquidated Obligations	Fund Balance
		Jan 01, 2006							October 31, 2006		October 31, 2006
IADB	Democratic Study Program	215,015	15,000	-	-	-	203,507	(188,507)	26,508	-	26,508
USDS	Distance Educ. Hemispheric Course Teachers - IADC	166,665	-	50,000	-	-	117,884	(67,884)	98,781	49,781	49,000
USDS	II Forum US-Venezuela Interp.	46,980	-	-	-	-	-	-	46,980	-	46,980
USDS	Inter-American Democratic Charter (IADC)	2,115	-	-	-	-	-	-	2,115	-	2,115
USDS	Political Database of the Americas	51	-	-	-	-	-	-	51	-	51
Canada	Program of Legislative Development	41,840	-	-	-	(1,449)	12,331	(13,780)	28,060	-	28,060
SEDI	Program of Legislative Development	9,000	-	-	-	-	9,000	(9,000)	-	-	-
Emb. Serbia/Mon	Right to Identity: Capacity Building-regional & national.	-	-	417	-	-	-	417	417	-	417
USDS	Right to Identity: Capacity Building-regional & national.	-	-	53,514	-	-	25,846	27,668	27,668	10,566	17,102
Various	Sale of UPD Publication	599	-	-	-	-	-	-	599	-	599
USDS	U.S. Strengthening of Legislative Institutions	119,271	-	-	-	-	28,302	(28,302)	90,969	45	90,924
TOTAL		726,435	15,000	103,931	-	(1,449)	414,161	(296,679)	429,756	62,392	367,364
Department of Crisis Prevention and Specialized Missions (61E)											
Bahamas	Belize-Guatemala Sub-Fund of the Peace Fund	-	5,000	-	-	-	-	5,000	5,000	-	5,000
Mexico	Belize-Guatemala Sub-Fund of the Peace Fund	-	-	47,783	-	-	21,855	25,928	25,928	21,400	4,528
UK	Belize-Guatemala Sub-Fund of the Peace Fund	-	-	221,755	-	-	42,969	178,786	178,786	108,362	70,424
USDS	Belize-Guatemala Sub-Fund of the Peace Fund	-	-	100,000	-	-	-	100,000	100,000	-	100,000
EEC	Conflict Prevention and Resolution in Bolivia	185,242	-	-	-	-	-	-	185,242	-	185,242
USAID	Conflict Prevention and Resolution in Bolivia	(35,289)	71,330	-	-	1,070	37,057	35,342	53	-	53
USDS	Conflict Resolution	114,279	-	263,300	-	-	189,753	73,547	187,826	79,426	108,400
Denmark	Conflict Resolution Prog. Guatemala	50	-	-	-	-	-	-	50	-	50
NORAD	Conflict Resolution Prog. Guatemala	6,665	-	-	-	-	-	-	6,665	-	6,665
Norway	Conflict Resolution Prog. Guatemala	400,859	267,320	-	1,897	-	479,551	(210,334)	190,525	62,462	128,063
Canada	Democratic Stability in the Americas: OAS Institutional Rc	-	62,245	-	-	-	24,491	37,754	37,754	-	37,754
Brazil	Fund for Peace - General Fund	11,458	-	(11,458)	-	-	-	(11,458)	-	-	-
Honduras	Fund for Peace - General Fund	5,353	-	-	-	-	2,572	(2,572)	2,780	-	2,780
UK	Fund for Peace - General Fund	13,700	-	(13,700)	-	-	-	(13,700)	-	-	-
USDS	Fund for Peace - General Fund	32,787	-	-	-	-	29,174	(29,174)	3,612	-	3,612
Brazil	Fund for Peace Belize & Guatemala	23	-	-	-	-	-	-	23	-	23
HOLY SEE	Fund for Peace Belize & Guatemala	60	-	-	-	-	60	(60)	-	-	-
Korea	Fund for Peace Belize & Guatemala	760	-	-	-	-	760	(760)	-	-	-
Mexico	Fund for Peace Belize & Guatemala	5,714	100,000	(47,783)	-	-	29,650	22,567	28,281	18,419	9,862
UK	Fund for Peace Belize & Guatemala	332,168	137,800	(221,755)	-	48	207,863	(291,771)	40,397	27,151	13,246
Brazil	General Fund Sub-Fund of the Peace Fund	-	-	11,458	-	-	-	11,458	11,458	-	11,458
UK	General Fund Sub-Fund of the Peace Fund	-	-	13,700	-	-	-	13,700	13,700	-	13,700
Denmark	Honduras- Nicaragua Sub-Fund of the Peace Fund	-	-	1,407	-	-	-	1,407	1,407	-	1,407
Denmark	OAS Special Representative-NI	9,507	-	(1,407)	-	-	8,100	(9,507)	-	-	-
Honduras	OAS Special Representative-NI	450	-	-	-	-	-	-	450	-	450
Mexico	OAS Special Representative-NI	8,930	-	-	-	-	6,728	(6,728)	2,202	-	2,202
Nicaragua	OAS Special Representative-NI	6,661	3,000	-	-	-	3,869	(869)	5,791	430	5,361
Norway	OAS Special Representative-NI	38,126	-	-	-	-	38,125	(38,125)	1	-	1
Canada	PROPAZ	47	-	-	-	-	-	-	47	-	47
NORAD	PROPAZ	1,463	-	-	-	-	-	-	1,463	-	1,463
Sweden	PROPAZ	7	-	-	-	-	-	-	7	-	7
NORAD	PROPAZ Foundation	1,478	-	-	-	-	-	-	1,478	-	1,478
Canada	Reg/Forum in Dial/03/SpeProg.	805	-	-	-	-	-	-	805	-	805
Brazil	Spec. Mis. Supp. Elect. Nic.	-	-	2,000	-	-	1,997	3	3	-	3
Canada	Spec. Mis. Supp. Elect. Nic.	-	-	6,623	-	-	6,623	-	-	-	-
USDS	Spec. Mis. Supp. Elect. Nic.	-	-	260,000	-	-	248,624	11,376	11,376	2,000	9,376
ADC	Special Mission to Support the Constituent Assembly - Bc	-	35,850	-	-	-	15,537	20,313	20,313	358	19,955
SOROS	Support to Dialogue in Guatemala	832	-	-	-	-	-	-	832	-	832
TOTAL		1,142,135	682,545	631,923	1,897	1,117	1,395,360	(77,877)	1,064,258	320,009	744,249
Executive Secretariat for Integral Development (71A)											
Mexico	2nd Reunion COMCYT	11,416	-	-	-	-	-	-	11,416	-	11,416
USDS	Agency Overhead	221	-	-	-	-	-	-	221	-	221
USDS	Airport Security Program	464,769	-	-	22,692	-	-	22,692	487,461	-	487,461
CWJFL	Cable & Wireless Jamaican Foundation	769	-	-	-	-	-	-	769	-	769
ADC	CAF MuNet	69,957	-	-	-	-	60,341	(60,341)	9,616	9,507	109
Various	Capacity Bldg. Act. in the Americas	36,544	34,691	7,535	-	588	66,509	(23,695)	12,849	8,910	3,939
USDS	CIDI Support	20,937	-	-	1,022	-	-	1,022	21,959	-	21,959
USDS	Competitiveness & Policy Dialogue	-	-	-	-	15	-	15	15	-	15
USDS	Competitiveness Capacity Bldg. Initiative	301,197	-	504,467	5,954	-	266,766	243,655	544,852	138,819	406,033
IDRC	Computers for Schools	18,770	13,575	-	-	-	(23,416)	8,929	(18,770)	-	-



ORGANIZATION OF AMERICAN STATES
SPECIFIC FUNDS RELATED TO REGULAR FUND ACTIVITIES
STATEMENT OF CHANGES IN FUND BALANCE
At the Donor (Award) Project Combination
From January 01, 2006 to October 31, 2006

Office, Donor & Project		Cash Balance	Contributions	Transfers	Interest	Return, Refunds &	Expenditures	Net Change	Cash Balance	Unliquidated	Fund Balance
		Jan 01, 2006							Income		Other Income
USDS	Connectivity & Telecommunications	804	-	-	-	-	-	-	804	-	804
USDS	Connectivity Content	160	-	-	-	-	-	-	160	-	160
UPS	Connectivity for the Americas	26	-	-	-	-	-	-	26	-	26
Various	Connectivity for the Americas (Technical Support)	16	-	-	-	-	-	-	16	-	16
Israel	Cooperation Fund	337	-	-	-	-	-	-	337	-	337
Israel	Cooperation Fund (Technical Support)	1,628	-	-	-	-	-	-	1,628	-	1,628
USDS	Counter Fund Interest	641,131	-	-	31,303	-	-	31,303	672,434	-	672,434
USDS	Counterpart Fund 2001	116	-	-	-	-	-	-	116	-	116
Mexico	Demand for Technical Cooperation	251,857	-	(251,857)	-	-	-	(251,857)	-	-	-
Denmark	Dialogue Tables in Guatemala	1,172	-	-	-	(1,172)	-	(1,172)	-	-	-
United Nations	Dialogue Tables in Guatemala	1,246	-	-	-	-	-	-	1,246	-	1,246
USDS	E-Business Fellowship Program	33,749	-	-	1,028	-	-	1,028	34,777	-	34,777
Various	Education in Honduras	17,283	-	-	-	-	-	-	17,283	-	17,283
Honduras	Education Unprogrammed Funds	36,468	15,422	-	-	-	-	15,422	51,890	-	51,890
Microsoft	Educational Quality	(2,760)	-	-	-	-	-	-	(2,760)	-	(2,760)
ICA	e-Government for the Americas	3,742	-	-	-	-	3,720	(3,720)	22	-	22
Microsoft	e-Government Technology	12,486	-	-	-	-	6,000	(6,000)	6,486	4,956	1,530
IDRC	E-Government Workshops (RED GEALC)	40,461	22,719	-	-	3,452	66,632	(40,461)	-	-	-
Various	Emergency Port Program	232,321	-	(227,161)	-	-	-	(227,161)	5,160	-	5,160
USDS	e-Procurement & e-Government	6,166	-	-	-	-	-	-	6,166	-	6,166
Mexico	Fund 22 -Administrative Overhead	7,871	-	22,601	-	-	10,059	12,542	20,413	10	20,404
Mexico	Fund 22- Sistema Integral de Informacio	-	-	38,000	-	-	19,000	19,000	19,000	19,000	-
Mexico	Fund 22 -Unprogrammed	155,343	194,714	(129,348)	2,090	-	177,088	(109,632)	45,711	-	45,711
Mexico	Fund 22-Technical Coop-Latin Amer & Carib.	49,257	-	176,659	271	(25,807)	130,637	20,486	69,743	52,646	17,097
Mexico	Fund 22-Technological Modernization	39,252	-	(35,752)	-	-	-	(35,752)	3,500	-	3,500
Mexico	Fund 33 - Unprogrammed Activities	2,050,074	191,370	(282,582)	46,144	-	55,276	(100,345)	1,949,730	24,694	1,925,036
Various	Governmental Strength.	36,732	-	-	-	-	-	-	36,732	-	36,732
USDS	H.R. Development in Bosawas	310	-	-	-	-	-	-	310	-	310
Honduras	Honduras Unprogrammed Funds	29,332	-	-	-	-	-	-	29,332	-	29,332
Argentina	Horizontal Cooperation	210,961	850,000	-	11,642	1,000	284,966	577,675	788,636	45,398	743,238
Brazil	Horizontal Cooperation	241,477	-	-	4,878	-	43,618	(38,740)	202,737	-	202,737
Peru	Horizontal Cooperation	23,948	-	-	-	-	2,888	(2,888)	21,060	-	21,060
Spain	Horizontal Cooperation	19,500	-	-	-	-	-	-	19,500	-	19,500
Uruguay	Horizontal Cooperation	379	-	-	-	-	-	-	379	-	379
Brazil	Horizontal Cooperation (Technical Support)	3,487	-	-	-	-	-	-	3,487	-	3,487
IDRC	Horizontal Cooperation Fund (FOCOH)	16,537	-	-	-	(2,215)	13,689	(15,905)	632	68	564
Honduras	Housing Execution in Honduras	487,407	66,154	-	3,842	-	470,221	(400,225)	87,182	10,381	76,801
Panama	ICAO - Cooperation Development	878	-	-	-	-	-	-	878	-	878
Mexico	Integral Coop C. Amer & Caribbean	1,375	-	(1,375)	-	-	-	(1,375)	-	-	-
USAID	Meeting - Geo Spatial Technology Caribbean	30	-	-	-	-	-	-	30	-	30
Various	Municipal Institutional Development	997	-	-	-	-	-	-	997	-	997
YABT	Network Development	9,669	-	-	-	-	7,600	(7,600)	2,069	-	2,069
Canada	New Program Approaches	530,463	354,390	(34,011)	7,072	-	360,764	(33,313)	497,150	260,260	236,890
Canada	New Program Approaches (Overhead)	7,530	-	34,011	-	-	5,655	28,356	35,886	8,855	27,031
USDS	New Project Development Activities	516	-	-	-	-	-	-	516	-	516
USDS	Occupational Health & Safety	94	-	-	-	-	-	-	94	-	94
Various	Portal of the Americas	111,887	126,560	(7,535)	-	(37,485)	85,726	(4,186)	107,701	20,677	87,024
Panama	Privatization Process	55,648	-	-	-	-	-	-	55,648	-	55,648
El Salvador	PRODERT - US	170	-	-	-	-	-	-	170	-	170
CONACYT	PRODERT - US (Overhead)	84	-	-	-	-	-	-	84	-	84
USDS	Program for Human Development	640	-	-	-	-	-	-	640	-	640
Canada	Program for Integral Development	-	1,721,319	(1,282,336)	-	-	136,092	302,891	302,891	22,977	279,914
Mexico	Program Int. Energ. Mesoamericana	-	-	100,000	-	-	32,031	67,969	67,969	67,969	-
Mexico	Program of Strategic Actions in Mexico	410,911	216,536	32,524	-	27,400	372,358	(95,898)	315,013	269,732	45,281
USDS	Scholarship Fund 2001	738,977	-	-	36,020	-	-	36,020	774,997	-	774,997
OPEC	School Based Telecenters-Guatemala	39,975	-	-	-	-	-	-	39,975	-	39,975
SECAB	SECAB- Property training	8,000	-	-	-	-	-	-	8,000	-	8,000
Various	Special Port Program	313,767	9,600	(275,931)	-	1,000	30,536	(295,867)	17,900	-	17,900
Various	Special Projects-Admin. & Overhead	2,249	-	-	-	-	-	-	2,249	-	2,249
Stewart	Stewart e-Govt. Technology	59,042	-	-	-	-	19,781	(19,781)	39,261	5,850	33,411
Canada	Strategic Plan Preparation 2006 -2009	-	15,000	-	-	-	12,050	2,950	2,950	-	2,950
Italy	Tech Support Italy-CONSUTEL	8,579	-	-	-	-	-	-	8,579	-	8,579
USDS	Technical Cooperation 2002	191,882	-	(8,323)	9,055	-	-	732	192,614	-	192,614
USDS	Technical Cooperation 2004	668,574	-	(438,910)	31,549	-	84,067	(491,428)	177,146	2,200	174,946
Mexico	Technological Modernization of the General Direction (III	252,401	-	1,100	-	-	194,961	(193,861)	58,540	58,540	-



ORGANIZATION OF AMERICAN STATES
SPECIFIC FUNDS RELATED TO REGULAR FUND ACTIVITIES
STATEMENT OF CHANGES IN FUND BALANCE
At the Donor (Award) Project Combination
From January 01, 2006 to October 31, 2006

Office, Donor & Project		Cash Balance	Contributions	Transfers	Interest Income	Return, Refunds & Other Income	Expenditures	Net Change	Cash Balance	Unliquidated Obligations	Fund Balance
		Jan 01, 2006							October 31, 2006		October 31, 2006
USDS	US Participate Anti Traffic Vza.	-	-	8,500	-	-	8,315	185	185	-	185
USDS	US Tech Coop 2001	116,161	-	-	5,672	-	-	5,672	121,833	-	121,833
Various	Virtual Education	189	-	-	-	-	-	-	189	-	189
Argentina	White Helmets	324,726	-	(281,885)	-	-	42,841	(324,726)	-	-	-
IADB	White Helmets	142,777	-	(125,102)	2,579	-	19,883	(142,406)	371	8	363
Argentina	White Helmets (Technical Support)	8,381	-	(14,290)	6,693	-	-	(7,596)	785	-	785
NO AWARD	Unprogrammed Funds	250,911	-	-	-	-	-	-	250,911	-	250,911
TOTAL		9,832,339	3,832,050	(2,471,000)	229,507	(56,640)	3,099,001	(1,565,084)	8,267,255	1,031,458	7,235,797
CIDI Mtgs., Ministries & IA Committees (71C)											
Canada	First IA Meeting of Ministers and High level Authorities on	-	67,837	-	-	-	-	67,837	67,837	-	67,837
Chile	I Meeting IA Committee Soc. Dev.	6,831	-	-	-	-	-	-	6,831	-	6,831
Peru	I Meeting of Ministers Science and Technology	9,266	-	-	-	(9,266)	-	(9,266)	-	-	-
Mexico	III IA Meeting Minis. Education	844	-	-	-	-	-	-	844	-	844
Trin.&Tob	IV Meeting of Ministers of Education	9,230	-	-	-	-	1,470	(1,470)	7,760	1,500	6,260
Canada	Meetings of CIDI	7,133	-	-	-	-	-	-	7,133	-	7,133
Colombia	Meetings of CIDI	7,199	-	-	-	-	-	-	7,199	-	7,199
Costa Rica	Meetings of CIDI	354	-	-	-	-	-	-	354	-	354
Brazil	XIII IA Meeting of Labor Ministers	45,456	-	-	-	(2,327)	-	(2,327)	43,129	-	43,129
Mexico	XIV I-A Conference Ministers of Labor	21,036	-	-	-	627	-	627	21,663	-	21,663
TOTAL		107,349	67,837	-	-	(10,967)	1,470	55,400	162,749	1,500	161,249
Department of Education, Culture, Science and Technology (71D)											
Various	Amalia L De Fortabat School	876	-	-	-	-	-	-	876	-	876
Canada	Assistance to Small Economies XIV CIMT	12,986	-	-	-	-	12,931	(12,931)	55	-	55
Jamaica	Chalkmaking Industry	1,619	-	-	-	-	-	-	1,619	-	1,619
Brazil	CIDS-IA Committee Sust Dev	2,885	-	-	-	-	-	-	2,885	-	2,885
Various	Contributions Observant Countries	62	-	-	-	-	62	(62)	-	-	-
Canada	CULTURA - IACP & CIC	-	10,733	-	-	-	8,749	1,984	1,984	-	1,984
Various	Cultural Activism of Colombia	1,687	-	-	-	-	-	-	1,687	-	1,687
SAIC	Development of Micro & Small Bus	41,492	-	-	-	-	39,082	(39,082)	2,410	2,405	5
Panama	Drug Investigations	44,146	15,181	-	-	-	21,273	(6,092)	38,053	17,865	20,188
Dom.Rep.	Education Projects	5,060	-	-	-	-	-	-	5,060	-	5,060
Various	Education Projects	20,859	-	-	-	-	-	-	20,859	-	20,859
Various	Education Projects	824	-	-	-	-	-	-	824	-	824
CEMEX	EFTA SYMPOSIUM LIMA-PERU	5,000	-	-	-	-	5,000	(5,000)	-	-	-
HP	EFTA SYMPOSIUM LIMA-PERU	79	-	-	-	-	-	-	79	79	-
NIFO	EFTA SYMPOSIUM LIMA-PERU	3,801	-	-	-	319	1,772	(1,453)	2,348	2,078	269
NYCE	EFTA SYMPOSIUM LIMA-PERU	253	-	-	-	-	-	-	253	253	-
Various	EFTA SYMPOSIUM LIMA-PERU	2,326	-	-	-	-	2,326	(2,326)	-	-	-
Various	Engineering for the Americas	14,084	-	-	-	-	399	8,572	(8,172)	1,455	4,457
Andres Bello	ESTABLISH IACPO & CIC	2,857	-	-	-	-	-	-	2,857	2,857	-
Canada	ESTABLISH IACPO & CIC	6,622	-	-	-	(817)	2,987	(3,803)	2,819	65	2,754
Jamaica	Food & Nutrition Policy - Program	6,398	-	-	-	-	-	-	6,398	-	6,398
Mexico	Gabriela Mistral Price Competition	3,901	-	-	-	(3,901)	-	(3,901)	-	-	-
IDRC	Gender Dimensions of S&T	70	-	-	-	-	-	-	70	-	70
HP	Hemispheric Init. Engineering	2,406	40,000	-	-	-	24,289	15,711	18,118	11,498	6,619
HP	Hewlett Packard-EFTA	-	10,000	-	-	-	9,660	340	340	-	340
Mexico	I-A COMMISSION ON EDUCATION	424	-	-	-	-	-	-	424	-	424
CIVITAS	I-A EDUCATION FOR DEM VALUES	-	3,945	-	-	-	-	3,945	3,945	3,000	945
Colombia	I-A EDUCATION FOR DEM VALUES	-	-	10,000	-	-	-	10,000	10,000	-	10,000
Colombia	I-A Education for Democratic Values & Practices	10,000	-	(10,000)	-	-	-	(10,000)	-	-	-
Venezuela	Improvement Quality Basic Education	804	-	-	-	-	-	-	804	685	119
Brazil	Inform. Comm. and Tech.(ICT)	6,773	-	-	-	-	-	-	6,773	-	6,773
Mexico	Inter-American Workshop - Mexico	-	-	30,030	-	-	26,341	3,689	3,689	1,321	2,368
IBRD	IV SYMPOSIUM-Early Childhood	612	-	-	-	-	-	-	612	-	612
IADB	Labor Ministers Conference	25,209	-	-	-	-	-	-	25,209	-	25,209
IBRD	Lat. Amer. Educ. Ad. Network	66	-	-	-	-	-	-	66	-	66
IDB	Meeting PISDIC	779	-	-	-	-	-	-	779	-	779
Mexico	Mexico-Unprogrammed Funds	382,138	-	-	-	-	-	-	382,138	-	382,138
Various	Miscellaneous Record Sales	1,483	-	-	-	-	-	-	1,483	-	1,483
IDB	National Customs Costa Rica	7,689	-	-	-	-	-	-	7,689	-	7,689
Various	OH. SOC DEV & EDUC UNIT	90	-	-	-	-	-	-	90	-	90
Natsc	OHS Leadership Meeting	9,038	-	-	-	-	-	-	9,038	-	9,038
IBM	PADF-OAS-IBM Educ. Prog.	7,936	-	-	-	-	-	-	7,936	-	7,936



ORGANIZATION OF AMERICAN STATES
SPECIFIC FUNDS RELATED TO REGULAR FUND ACTIVITIES
STATEMENT OF CHANGES IN FUND BALANCE
At the Donor (Award) Project Combination
From January 01, 2006 to October 31, 2006

Office, Donor & Project		Cash Balance	Contributions	Transfers	Interest Income	Return, Refunds & Other Income	Expenditures	Net Change	Cash Balance	Unliquidated Obligations	Fund Balance
		Jan 01, 2006							October 31, 2006		October 31, 2006
ICS	Parliamentarian Health Meeting	3,507	-	-	-	-	-	-	3,507	-	3,507
SENAI	PAT/SENAI/OEA Tech. Upd. Prog.	10,116	-	-	-	-	-	-	10,116	-	10,116
Various	Perkins School for the Blind	2,500	-	-	-	-	-	-	2,500	-	2,500
Panama	Plan for Science and Technology	53,772	-	-	-	2,140	27,804	(25,664)	28,108	1,224	26,884
UNICEF	Proposal/CEPAL	1,690	-	-	-	-	-	-	1,690	-	1,690
IBRD	Prot & Promot. Cultural	942	-	-	-	-	-	-	942	-	942
Germany	PTB	11,957	-	-	-	-	11,957	(11,957)	-	-	-
Germany	Quality Mngt. Syst. Food and Text.	(3,099)	-	-	-	-	-	-	(3,099)	-	(3,099)
Various	Reforma Educativa en Paraguay	2,776	-	-	-	-	-	-	2,776	-	2,776
Various	Social Net Fund	37,700	58,125	-	-	-	45,826	12,299	49,999	32	49,967
IACD	Strengthen Democracy	2,072	-	-	-	-	-	-	2,072	-	2,072
Mexico	Support Small & Medium Enterprises	70,897	-	-	-	-	-	-	70,897	-	70,897
Various	Support Workshop on Health	2,842	-	-	-	-	-	-	2,842	-	2,842
Mexico	Tech. Coop. for Social Orgs.	20,919	-	-	-	-	-	-	20,919	-	20,919
Tinker Found.	Tech. Coop. Seminar HQ.	8,520	-	-	-	-	-	-	8,520	-	8,520
Brazil	Tech. Support for Culture Mtg.	2,000	-	-	-	-	-	-	2,000	-	2,000
Honduras	Telebasica Project	5,919	-	-	-	-	-	-	5,919	-	5,919
Uni Florida	Transnational Digital Gov.	111	-	-	-	-	-	-	111	-	111
Chile	Unprogrammed Funds	32,288	87,000	(119,000)	-	-	-	(32,000)	288	-	288
Brazil	Unprogrammed Funds-Education	17,769	-	-	-	-	-	-	17,769	-	17,769
Various	Unprogrammed Funds-Education	13,692	-	-	-	-	-	-	13,692	-	13,692
Sweden	VII Iberoamerican Congress of Chemistry	437	-	-	-	-	-	-	437	-	437
USDL	XIII Inter-American Conference	94	-	-	-	-	-	-	94	-	94
Various	XIII Inter-American Conference	14,602	-	-	-	-	11,216	(11,216)	3,386	20	3,366
TOTAL		947,355	224,984	(88,970)	-	(1,860)	259,846	(125,692)	821,663	44,837	776,826
Department of Trade, Tourism and Competitiveness (71E)											
CAF	Andean Technical Cooperation Corp/OAS	(30,000)	-	-	-	-	-	-	(30,000)	-	(30,000)
USDS	CARICOM Tour. Dis. Prep. Proj.	157,182	-	-	-	(2,728)	38,196	(40,924)	116,258	37,530	78,729
China	Competitiveness & Trade Facilitation Project	-	40,000	-	-	-	800	39,200	39,200	-	39,200
Various	Competitiveness Capacity Bldg. Initiative	-	65,557	(65,557)	-	-	-	-	-	-	-
CIDI	Conf. Andean Community Cepal	152	-	-	-	-	-	-	152	-	152
IACD	Local Cuisine/Restaurant Dev. Carib.	-	-	-	-	102	-	102	102	-	102
SEDI	Marketing Opportunities for Caribb. Small Hotels using IT	38,620	-	113,800	-	-	30,299	83,501	122,121	4,697	117,424
SEDI	MIPYMES Central America	8,963	-	170,985	-	-	58,101	112,884	121,847	75,972	45,876
TIDCO	STEP - Caribbean	2,200	-	-	-	-	-	-	2,200	-	2,200
Various	STEP Training & Certification	112,057	31,748	-	-	-	86,517	(54,768)	57,288	14,150	43,138
IDRC	TCB/Government Procurement	693	-	-	-	(693)	-	(693)	-	-	-
SEDI	TCB/Government Procurement	-	-	139,427	-	-	77,897	61,530	61,530	6,581	54,949
USDS	TCB/Government Procurement	103,607	-	(177)	-	-	75,220	(75,396)	28,211	21,874	6,337
Turkey	Tourism Data Improvement Proj	2,197	-	-	-	-	-	-	2,197	-	2,197
IATC	Tourism Development	6,387	-	-	-	-	-	-	6,387	-	6,387
Brazil	Tourism-South Region	2,266	-	-	-	-	-	-	2,266	-	2,266
Canada	Trade Capacity Bldg	217,318	631,039	-	8,786	-	673,968	(34,144)	183,175	38,487	144,688
SEDI	Trade Capacity Bldg	4,259	-	164,577	-	544	17,441	147,679	151,938	533	151,405
Uni W. Indies	Trade Capacity Bldg	28,260	50,000	-	-	-	82,870	(32,870)	(4,610)	-	(4,610)
USDS	Trade Capacity Bldg	120,442	-	-	-	-	93,990	(93,990)	26,452	23,619	2,832
WTO	Trade Capacity Bldg	-	51,122	-	-	(1,169)	49,953	-	-	-	-
Various	Trade Unit Publications Sales	1,460	-	-	-	(1,054)	-	(1,054)	406	-	406
Canada	U.S. State Department to SICE	34,405	-	-	-	-	33,171	(33,171)	1,234	1,225	9
Various	U.S. State Department to SICE	5,220	-	-	-	-	-	-	5,220	-	5,220
TOTAL		815,688	869,466	523,054	8,786	(4,997)	1,318,423	77,887	893,575	224,668	668,907
Department of Sustainable Development (71F)											
USAID	AID Caribbean Disaster Mitigation	198	-	-	-	-	-	-	198	-	198
USAID	AID Renew. Energy in the Americas-REIA	10,829	47,000	35,000	-	-	95,279	(13,279)	(2,450)	944	(3,394)
USAID	AID-Post Georges Disaster Mitigation	72	-	-	-	-	-	-	72	-	72
United Nations	Amazon River Basin Project	227,520	326,106	-	-	-	201,946	124,159	351,680	197,187	154,493
SEDI	Biocultural Conservation in the Brazil-Suriname Border	12,902	-	107,000	-	-	76,175	30,825	43,727	-	43,727
GBMF	BUIL. IAB INF NET(IABIN)PROJ.	266,455	-	-	4,819	-	162,734	(157,915)	108,540	57,575	50,965
IBRD	BUIL. IAB INF NET(IABIN)PROJ.	454,563	445,999	(4,621)	8,338	93	533,495	(83,687)	370,876	121,925	248,950
Canada	Caribbean Haz. Mit. Cap. B.P.	19,863	269,567	-	-	-	232,605	36,962	56,825	7,439	49,385
United Nations	Caribbean Solar Financing Project	5,000	-	-	-	-	-	-	5,000	-	5,000
Argentina	Climate Risk Red.in the Carib.	-	-	15,164	-	-	-	-	15,164	-	15,164
ESG	Climate Risk Red.in the Carib.	(3,540)	5,000	-	-	-	1,326	3,674	134	-	134



ORGANIZATION OF AMERICAN STATES
SPECIFIC FUNDS RELATED TO REGULAR FUND ACTIVITIES
STATEMENT OF CHANGES IN FUND BALANCE
At the Donor (Award) Project Combination
From January 01, 2006 to October 31, 2006

Office, Donor & Project		Cash Balance	Contributions	Transfers	Interest Income	Return, Refunds & Other Income	Expenditures	Net Change	Cash Balance	Unliquidated Obligations	Fund Balance
		Jan 01, 2006							October 31, 2006		October 31, 2006
IADB	Climate Risk Red.in the Carib.	-	-	7,836	-	-	-	7,836	7,836	-	7,836
ASFFPM	Coastal No Adverse Impact Handbook	-	13,000	-	-	-	-	13,000	13,000	-	13,000
SG-CIC	Cuenca De La Plata-FONPLATA-CIC	17,735	43,511	-	-	-	44,610	(1,098)	16,636	4,632	12,004
Italy	Cuenca De La Plata-GEF-UNEP-CIC	1,125	-	-	-	-	-	-	1,125	931	194
United Nations	Cuenca De La Plata-GEF-UNEP-CIC	7,315	-	-	-	(1,362)	5,552	(6,914)	401	279	122
United Nations	DELTA:IWRN GEF MSP	109,273	22,000	-	291	-	76,089	(53,798)	55,475	29,907	25,568
COCATRAM	Dept of Transportation	(199)	-	-	-	-	-	-	(199)	-	(199)
USDT	Dept of Transportation	611	-	-	-	-	-	-	611	-	611
Brazil	DIALOGUE V	209	-	-	-	-	-	-	209	-	209
ESG	Division I Staff Taxes & Termination Costs	5,078	-	-	-	-	5,078	(5,078)	-	-	-
USDI	DOE Disaster Mitigation	1,089	-	-	-	-	-	-	1,089	-	1,089
Various	Env and Sust Development	(54,515)	-	48	-	197	-	245	(54,270)	1	(54,271)
USEPA	Environmentally Sustainable Trade	(19,063)	64,265	-	-	-	45,202	19,063	-	-	-
USAID	FIDA Sustainable Trade	79,752	12,000	(35,000)	-	-	42,902	(65,902)	13,850	13,975	(125)
Various	FIDA Sustainable Trade	(37)	-	-	-	37	-	37	-	-	-
PADF	Floods	359	-	-	-	-	-	-	359	-	359
United Nations	GEO CARIBES	1,307	-	-	-	-	-	-	1,307	-	1,307
United Nations	GEO-CARAIBES	45,327	-	(2,836)	-	-	41,640	(44,475)	851	-	851
Climate Inst.	GSEII - Project Development	-	30,000	-	-	-	9,010	20,990	20,990	-	20,990
IBRD	Guarani Aquifer	(500)	-	-	-	-	-	-	(500)	-	(500)
IBRD	Guarani Aquifer System	222,830	994,414	-	-	(7,164)	776,059	211,190	434,020	280,407	153,613
Honduras	Gulf of Honduras	734	102,214	-	-	237	71,247	31,204	31,938	31,159	780
Canada	Health & Environment Americas (HEMA)	723	-	-	-	(723)	-	(723)	-	-	-
SEDI	Home Reconstruction in Grenada	1	-	-	-	402	-	402	403	-	403
Argentina	IDB WHITE HELMETS	-	50,000	281,011	-	-	-	331,011	331,011	735	330,276
IADB	IDB WHITE HELMETS	-	-	117,266	-	-	52,399	64,867	64,867	47,152	17,715
United Nations	Integrated Managem. of Land	(4,148)	-	-	-	-	-	-	(4,148)	-	(4,148)
EEC	Integration of S Dev to RTA's	669	-	-	-	-	492	(492)	177	177	-
Various	INTER-SUMMIT PROP SYST INIT	41,855	-	46,427	-	-	74,223	(27,796)	14,059	372	13,687
Brazil	MMA Operation	52,232	-	(52,232)	-	-	-	(52,232)	-	-	-
Various	OVERHEAD DIV III	(57)	-	-	-	2	-	2	(55)	-	(55)
Various	Overhead Gulf of Honduras	(13)	-	-	-	13	-	13	-	-	-
Sudam	OVERHEAD PRODEAM	14,056	9,459	-	-	-	12,644	(3,184)	10,871	-	10,871
Brazil	PLAN AP Paranaiba Valley	13,984	6,354	(11,089)	-	(1,217)	8,031	(13,983)	-	-	-
Canada	Prep Meeting Workshops	-	13,459	-	-	-	11,333	2,126	2,126	250	1,876
CONAE	Preparation of the program PROSAT of Argentina.	-	222,160	-	-	-	43,515	178,645	178,645	73,443	105,202
United Nations	Prevent Land Degradation in the Caribbean	12,103	241,295	-	-	-	213,151	28,144	40,247	134	40,113
Brazil	PRONI - CODEVASF	16,792	20,853	-	-	-	36,804	(15,951)	840	500	340
Various	PRONI - CODEVASF	2,578	-	-	-	-	2,237	(2,237)	341	-	341
INFRC	ProVention Cons IFRC-OAS VAC	2,309	-	-	-	-	2,309	(2,309)	-	-	-
SEDI	Reducing Risk National Disasters	-	-	645,494	-	-	150,864	494,630	494,630	90,285	404,346
China	Reducing Risk to Natural Disasters in the Americas	-	40,000	-	-	-	6,800	33,200	33,200	11,650	21,550
REEEP	REEEP Latin America/Caribbean	-	26,580	-	-	-	8,171	18,409	18,409	6,550	11,859
United Nations	Reg. Frame. Rio Bravo Basin	-	20,000	-	-	-	18,955	1,045	1,045	584	461
REEEP	Renewable Energy Efficiency (REEEP)	23,154	32,032	-	-	311	55,420	(23,077)	76	-	76
UNEP	Rio Bermejo Basin	6,271	-	-	-	-	-	-	6,271	-	6,271
GTZ	Risk Mgmt Dev Coop Proj	-	31,880	-	-	-	31,840	40	40	-	40
IBRD	SAG Academic Fund	11,206	-	-	-	(11,206)	-	(11,206)	-	-	-
United Nations	Strategic Action Prog. Bermejo River Basin	1,173,201	1,076,662	-	37,179	10,232	1,084,198	39,874	1,213,075	958,862	254,214
Sudam	Strategic Action Pro-Amazon	392,054	179,730	52,232	8,635	833	112,537	128,893	520,947	32,471	488,476
Brazil	Strengthening Water Res. SRH/OAS	578,360	396,212	-	-	-	386,603	9,609	587,969	94,197	493,771
Japan WRA	Support to the WRN/NFP	48	-	(48)	-	-	-	(48)	-	-	-
United Nations	Sust/Utilization of Hispaniola	36,433	-	-	-	-	31,181	(31,181)	5,252	4,119	1,133
United Nations	Sustainab Land Mgmt Gran Chaco	236,747	120,000	-	-	446	138,091	(17,645)	219,102	98,438	120,664
SEDI	Sustentabilidad de la Soja	22,499	-	20,001	-	-	38,871	(18,870)	3,629	3,611	18
REEEP	Regional Forum for Sustainable Energy Policy	-	31,778	-	-	-	10,012	21,765	21,765	1,276	20,490
Canada	Trade & Environment in the Americas	-	304,814	-	-	-	63,167	241,646	241,646	63,019	178,627
USDS	Trade Corridor Development	368	-	-	-	-	-	-	368	-	368
Various	TRIFINIO Project	1,243	-	-	-	-	-	-	1,243	-	1,243
UNESCO	UNESCO-OAS-Isarm Americas Prog.	538	1,438	-	-	1,161	2,190	409	947	-	947
IBRD	Upper Paraguay River Basin	1,968	-	-	-	-	-	-	1,968	-	1,968
United Nations	Upper Paraguay River Basin	93,680	30,000	-	-	-	112,187	(82,187)	11,493	208	11,285
PERI	Vulnerability Reduction Univ. Campuses	3,166	-	-	-	1,333	2,941	(1,608)	1,558	-	1,558
USDIN	WHMSI-Western Hemisphere	1,040	-	-	-	-	412	(412)	628	-	628
United Nations	Work. Grp. on Trade & Env.	2,960	-	-	-	(845)	-	(845)	2,115	2,115	-



ORGANIZATION OF AMERICAN STATES
 SPECIFIC FUNDS RELATED TO REGULAR FUND ACTIVITIES
 STATEMENT OF CHANGES IN FUND BALANCE
 At the Donor (Award) Project Combination
 From January 01, 2006 to October 31, 2006

Office, Donor & Project	Cash Balance Jan 01, 2006	Contributions	Transfers	Interest Income	Return, Refunds & Other Income	Expenditures	Net Change	Cash Balance October 31, 2006	Unliquidated Obligations	Fund Balance October 31, 2006
TOTAL	4,150,311	5,229,781	1,221,653	59,262	(7,220)	5,132,528	1,370,947	5,521,257	2,236,508	3,284,749
Department of Social Development and Employment (71G)										
Canada I-A Network Labor Adm.	-	56,484	-	-	-	56,484	-	-	-	-
Canada Support Negotiations for the Drafting of the Social Charter	-	13,459	-	-	-	6,900	6,559	6,559	6,559	-
TOTAL	-	69,943	-	-	-	63,384	6,559	6,559	6,559	-
Office of Information and Technology Services (81D)										
Canada Network & Communication Svcs	-	29,072	-	-	(323)	28,719	30	30	-	30
Resolution CP 831/2002										
Various Capital Building Fund	876,255	-	212,939	22,010	-	-	234,949	1,111,204	-	1,111,204
Various Fellowships, Scholarships & Training	4,804,596	-	1,524,365	136,732	-	410,180	1,250,917	6,055,513	-	6,055,513
Various Main and Adm. Building Technology Improvement	707,349	-	-	12,495	-	325,157	(312,663)	394,686	42,925	351,762
Various MINREX-Mesas	3,111	-	-	-	-	-	-	3,111	-	3,111
Various Multi-Purpose Room (Guerrero Room)	467	-	(467)	-	-	-	(467)	-	-	-
Various Simon Bolivar Room Renovation	481,282	-	(212,472)	4,207	-	271,296	(479,561)	1,720	1,269	451
Various Special Revenue Fund Technical Areas	775,016	6,684	-	17,546	-	80,429	(56,199)	718,817	60,802	658,015
Various Summit of Americas Mandates	2,492,189	-	-	57,098	68,861	359,631	(233,672)	2,258,517	70,827	2,187,690
TOTAL	10,140,265	6,684	1,524,365	250,087	68,861	1,446,694	403,304	10,543,569	175,823	10,367,746
Fund for Cooperation with Latin America & the Caribbean										
Mexico Fund for Cooperation Latin America & Caribbean	7,449,518	164,918	-	166,315	(2,972,427)	26,649	(2,667,844)	4,781,674	-	4,781,674
Unprogrammed Funds										
Argentina Argentina Unprogrammed Funds	27,730	2,468	-	-	-	-	2,468	30,198	-	30,198
USDS OAS DEMOC Unprogrammed Funds	1,644,024	2,475,000	(3,301,285)	-	-	49,500	(875,785)	768,239	-	768,239
Spain Spain Unprogrammed Funds	-	3,306,660	(165,000)	-	-	-	3,141,660	3,141,660	-	3,141,660
USDS Unprogrammed Funds for Cooperation	4,861,000	4,702,500	(4,707,500)	-	-	-	(5,000)	4,856,000	-	4,856,000
TOTAL	6,532,754	10,486,628	(8,173,785)	-	-	49,500	2,263,342	8,796,097	-	8,796,097
Interest Income to be reimbursed to USINL										
USINL CICAD Projects	223,617	-	-	180,892	(223,617)	-	(42,725)	180,892	-	180,892
USINL CICTE Projects	3,209	-	-	9,115	(3,209)	-	5,907	9,115	-	9,115
USINL DLAS Projects	2,473	-	-	3,641	(2,473)	-	1,168	3,641	-	3,641
TOTAL	229,298	-	-	193,648	(229,298)	-	(35,650)	193,648	-	193,648
GRAND TOTAL	77,830,884	52,325,831	(3,578,883)	1,044,376	(2,939,704)	47,698,984	(847,364)	76,983,520	13,392,239	63,591,281