



## GENERAL SECRETARIAT OF THE ORGANIZATION OF AMERICAN STATES

BUDGET EXECUTION STATUS REPORT AND TRANSFERS BETWEEN CHAPTERS FOR THE 2006 REGULAR  
FUND PROGRAM BUDGET, AS WELL AS THE STATUS ON THE FINANCIAL EXECUTION OF SPECIFIC FUNDS

---

FROM JANUARY 1, 2006 TO SEPTEMBER 30, 2006

## TABLE OF CONTENTS

INTRODUCTION (p. 1)

SECTION A: 2006 REGULAR FUND PROGRAM BUDGET (p. 2)

APPROVED APPROPRIATIONS	(p. 2)
MODIFIED APPROPRIATIONS	(p. 2)
BUDGETARY EXECUTION	(p. 3-4)
SOURCES OF FINANCING	(p. 5-6)

SECTION B: SPECIFIC FUNDS RELATED TO REGULAR FUND ACTIVITIES (p. 7)

SPECIFIC FUNDS EXECUTION	(p. 7)
--------------------------	--------

SCHEDULES ATTACHED TO THIS REPORT

SCHEDULE I: BUDGET EXECUTION STATUS REPORT AND TRANSFERS BETWEEN CHAPTERS BY CHAPTER AND CATEGORY OF EXPENDITURE
SCHEDULE II: EXECUTION BY CHAPTER AND SUB-PROGRAM OF THE REGULAR AND SPECIFIC FUNDS

## INTRODUCTION

The General Secretariat is pleased to submit its second Budget Execution Status Report and Transfers between Chapters for the 2006 Regular Fund Program Budget as of September 30, 2006.

Subsequent to the approval of AG/RES. 2157 (XXXV-O/05), Program Budget of the Organization for 2006; Quotas and Contributions to FEMCIDI for 2006, the program budget of the Organization has been modified as follows:

- December 15, 2005 – Executive Order 05-13 restructured the General Secretariat.
- February 14, 2006 – Executive Order 05-13 Rev. 1 established new dependencies, renamed several others and shifted activities between chapters. Name changes are reflected in the Chapter structure of the Program-Budget to maintain consistency with EO 05-13.
- March 9, 2006 – The Secretariat presented CP/doc. 4090/06 Report of the Transfer of Appropriations between Chapters of the Approved Regular Fund Program-Budget for 2006. This document presented the new structure that will serve as a reference for future reports on budgetary execution.
- April 5, 2006 – The Permanent Council, by CP/RES. 903 (1542/06), approved an appropriation adjustment to increase the original 2006 Regular Fund Program Budget by \$5,222,200.

The Secretariat presented its first report on transfers between chapter in CP/Doc.4152/06 Budget Execution Status Report and Transfer between Chapters for the Regular Fund Program Budget, as well as the Status on the Financial Execution of the Specific Funds from January 1 to June 30, 2006.

Included here is an overview of the execution of activities in the Specific Funds, which are defined in the General Standards as:

*“ . . . special contributions . . . from Member States and permanent observer states of the Organization and from other member states of the United Nations, as well as from individuals or public or private institutions, whether national or international, for the execution and or strengthening of development cooperation activities or programs of the General Secretariat and other organs and entities of the Organization . . . ”*

The information presented in this report is divided into two major sections: Section A - Regular Fund Program Budget and Section B - Specific Funds related to Regular Fund Activities. Unless otherwise noted, financial information is presented in thousands of US dollars.

## SECTION A: 2006 REGULAR FUND PROGRAM BUDGET

### APPROVED APPROPRIATIONS

At the thirty-fifth Regular Session of the General Assembly, the General Secretariat was authorized, pursuant to Resolution AG/RES. 2157 (XXXV-O/05), to execute \$76,275.5 in Regular Fund Budget activities. The following table illustrates appropriations approved and sources of financing for the fiscal period corresponding to January 1 through December 31, 2006:

<u>APPROVED APPROPRIATIONS AND FINANCING JANUARY 2006</u>		(in US\$ 1,000)
<b>Appropriations</b>		
Personnel	\$	49,140.4
Non-personnel		<u>27,135.1</u>
	\$	<u>76,275.5</u>
<b>Sources of Financing</b>		
Quota Assessment	\$	73,727.1
Administrative and Technical Support		1,180.0
Other Income		<u>1,368.4</u>
	\$	<u>76,275.5</u>

### MODIFIED APPROPRIATION

CP/RES. 903 (1542/06) resulted in the adjustment of the overall budget ceiling by \$5,222.2 for a total of \$81,497.7. A detail of the execution of the appropriation adjustment will be included under the Budgetary Execution section of this report.

Transfers of appropriations undertaken through September 30, 2006 targeted the necessity to cover the additional budget requirements for recruitment, termination and repatriation of staff members during the remainder of the year.

During the period July 1 to September 30, the General Secretariat transferred appropriations between chapters as shown on column (c) of *Schedule I: Budget Execution Status Report and Transfers between Chapters by Chapter and Category of Expenditure*. Most of these transfers added resources to Chapter 9 - Basic Infrastructure and Common Costs. Specifically:

- Subprogram 91G-Recruitments and Transfers received \$100.5 to cover the recruitment and transfers of 13 staff members. This brings the budget for this subprogram to \$317.2 from the previously budgeted amount of \$216.7,
- Subprogram 91H-Terminations and Repatriations. As of September 30, 2006, the estimated number of retirements during 2006 increased from 23 to 44 staff members, requiring an additional appropriation increase of \$981.5. The projected total appropriation required to finance terminations and repatriations of departed staff will reach \$2,183.1 by the end of FY 2006.

These transfers, totaling \$1,082.0, reduced appropriations from Object 1 – Personnel - across the Secretariat and increased budgetary authority in Chapter 9 by 9.0% over the modified appropriation as of June 30, 2006 (column b). In doing so, the

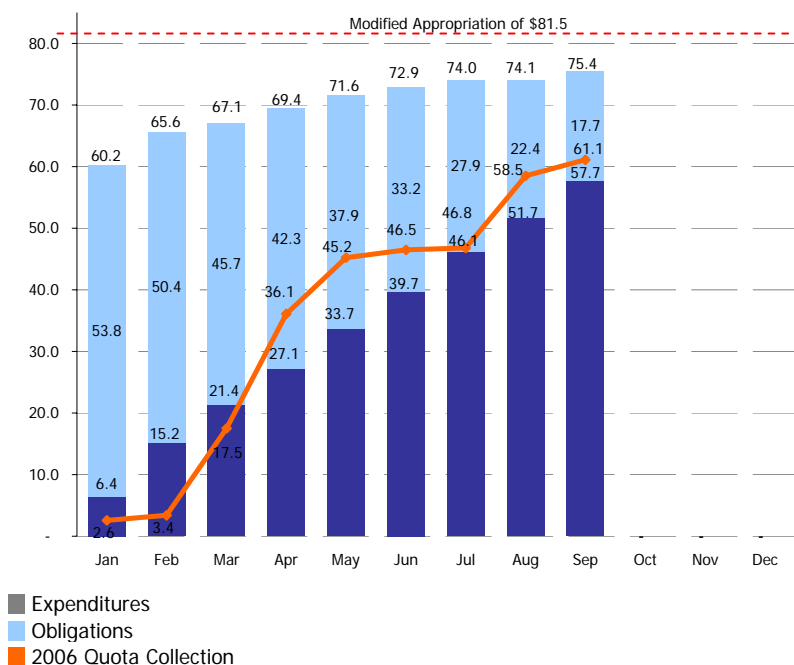
General Secretariat did not execute a transfer of appropriations from the personnel budget of each chapter of an amount greater than 5% of its appropriation as of that date.

## BUDGETARY EXECUTION

Budget execution (expenditures and obligations) as of September 30, 2006 reached \$75,351.9, or 92.5%, of the total Modified Appropriation of \$81,497.7. The following chart compares monthly budgetary execution versus quota collections for the period January 1, 2006 to September 30, 2006:

### BUDGETARY EXECUTION vs 2006 QUOTA COLLECTION

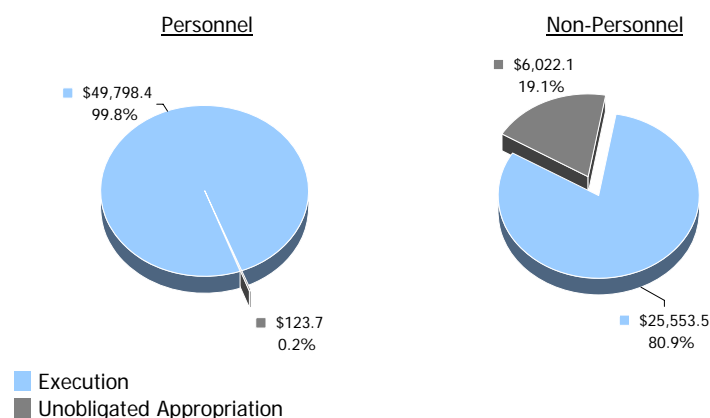
(in millions of US\$)



Budgetary execution is higher in 2006 by \$2,472.8 if compared to the period January to September 2005 due to \$4.0 million executed out of the \$5,222.2 appropriation adjustment approved under CP/Res. 903 (1542/06).

Budget execution is divided into two major categories of expenditure: personnel and non-personnel. The following charts present the execution and the unobligated appropriation broken down by major categories of expenditure as of September 30, 2006:

### BUDGETARY EXECUTION BY CATEGORY OF EXPENDITURE



Certain areas may exhibit a relatively lower level of execution at this time, as their activities are programmed for the last quarter of the year, such as the case of 211 – Permanent Secretariat of the Inter-American Commission of Women, 31E - Human Development Fund

Committee, and 71C – CIDI Meetings, Ministries and Inter-American Committees.

With regard to Subprogram 31E- Human Development Fund Committee, resolution AG/RES.2257 (XXXVI-O/06) in section A.5.1.i of its General Provisions established:

*“...an immediate and temporary pause in the awarding of new 2006 graduate (PRA) and undergraduate (SPECRAF) scholarships. This temporary pause [would] remain in effect until the Inter-American Council for Integral Development (CIDI) and the Permanent Council have approved, in a joint meeting, the new scholarship mechanism.”*

This pause in the execution of Subprogram 31E will result in an estimated unobligated appropriation balance of \$2.5 million by the end of the current fiscal year. The General Assembly authorized the use of unobligated and unspent 2006 appropriations under this subprogram for new graduate and undergraduate fellowships in 2007 and in subsequent years. A detailed projection of unspent appropriation will be presented by the Human Development Fund Committee in a separate report.

In reference to the execution of the \$5,222.2 appropriation adjustment approved under CP/RES. 903 (1542/06), \$3,995.5 or 76.5% was obligated as of the date of this report.

- Object 1 – Personnel appropriation was adjusted by \$2,107.0. Obligations reached 100%, which includes the regularization of under-budgeted posts (\$892.6) and 12 new posts across the Secretariat (\$1,214.4).

- Objects 2-9 – Non Personnel appropriations were adjusted by \$3,115.2, of which \$1,888.5 (or 60.6%) has been obligated.

The following chart summarizes the appropriation adjustment and its execution by area:

**STATUS OF EXECUTION OF APPROPRIATION ADJUSTMENT AUTHORIZED UNDER CP/RES. 903 (1542/06)**  
(in millions of US\$)

Name of the Subprogram	Approved by CP/RES.903	Executed	Available	% Executed
Object 1 - Under-budgeted Posts	892.6	892.6	-	100.0%
Object 1 - 12 new posts across the Secretariat	1,214.4	1,214.4	-	100.0%
<b>Subtotal Object 1</b>	<b>2,107.0</b>	<b>2,107.0</b>	<b>-</b>	<b>100.0%</b>
31A Inter-American Court of Human Rights	265.0	265.0	-	100.0%
31B Executive Secretariat of the Inter-American Commission on Human Rights	3.5	3.5	-	100.0%
81B Department of Human Resources	45.0	-	45.0	0.0%
81C Department of Budgetary and Financial Services	50.0	50.0	-	100.0%
81D Office of Information and Technology Services	160.2	109.6	50.6	68.4%
81F Office of General Services	23.0	23.0	-	100.0%
91A Equipment and Supplies - Computers	203.0	202.2	0.8	99.6%
91C OASES System <sup>1)</sup>	279.0	33.2	245.8	11.9%
91D Building Management and Maintenance <sup>2)</sup>	822.0	222.0	600.0	27.0%
91E General Insurance	34.5	-	34.5	0.0%
91H Terminations and Repatriations	980.0	980.0	-	100.0%
91L Human Resources Development	250.0	-	250.0	0.0%
<b>Subtotal Objects 2-9</b>	<b>3,115.2</b>	<b>1,888.5</b>	<b>1,226.7</b>	<b>60.6%</b>
<b>Total</b>	<b>5,222.2</b>	<b>3,995.5</b>	<b>1,226.7</b>	<b>76.5%</b>

Further information regarding levels of budget execution by area of responsibility is included in *Schedule I: Budget Execution Status Report and Transfers between Chapters by Chapter and Category of Expenditure*.

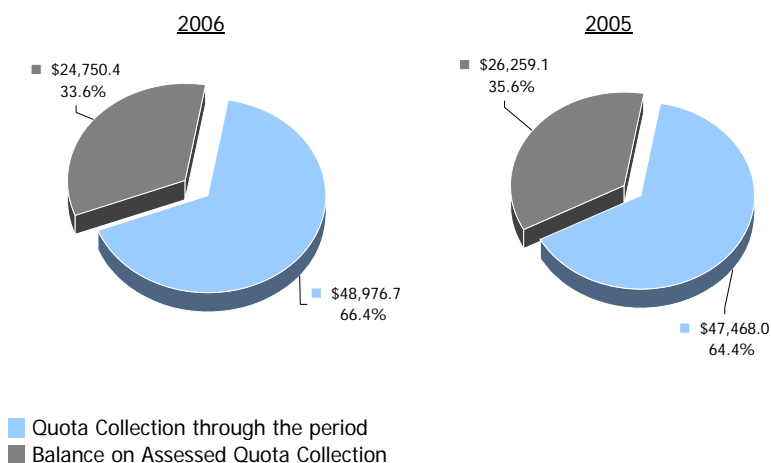
<sup>1</sup> OITS started administrative process to obligate \$200.0 for technical support and hardware.

<sup>2</sup> OGS will obligate \$194.8 at the beginning of October 2006 and the bidding process for three activities (\$301.8) will start before the end of the year.

## SOURCES OF FINANCING

Through September 30, 2006, the Secretariat had recorded \$61,067.9 in quota revenues of which \$48,976.7 corresponds to 66.4% of the \$73,727.1 assessed to the Member States for 2006. Collections on current year assessments are higher by \$1.5 million as compared to collections recorded at the end of the third quarter of 2005. By the end of September 2005 the member states had paid \$47,468.0, or 64.4% of total assessments for FY 2005.

### YEARLY COMPARISON ON ASSESSED QUOTA COLLECTION



The following table shows the Regular Fund financial position and projected balances through the end of the year and a summary of quota collections, including arrears:

### REGULAR FUND FINANCIAL POSITION

For the period from January 1 to September 30, 2006 and projections until December 31, 2006

(in millions of US\$)

	Through 9/30/06	Projection	Total
<b>Income:</b>			
Quota Collections	\$60.8 a)	\$22.2	\$83.0
Adm. Support - FEMCIDI and Specific Funds	0.1	0.7	0.8
Americas Subscriptions	0.2	0.1	0.3
Interest Income	0.4	0.1	0.5
Rentals	0.4	0.1	0.5
Miscellaneous	1.4	0.0	1.4
<b>Total Increases</b>	<b>63.4</b>	<b>23.1</b>	<b>86.5</b>
<b>Obligations:</b>			
Regular Fund Obligations	75.5 b)	6.4	81.9
<b>Change during period</b>	<b>-12.1</b>	<b>16.7</b>	<b>4.6</b>
Balance at beginning of period	10.1	0.0	10.1
<b>Fund balance at end of period</b>	<b>-\$1.9</b>	<b>\$16.7</b>	<b>\$14.7</b>
Less: transfer to repay Fellowships Capital Fund loan	1.5	0.0	1.5
<b>Adjusted fund balance at end of period</b>	<b>-\$3.4</b>	<b>\$16.7</b>	<b>\$13.2</b>

a) Quota Collections (\$61.1) less prompt payment credits (\$0.2).

b) Includes actual for Regular Fund (75.2), Supplementary Appropriations (\$0.06) and Americas Magazine (\$0.3).

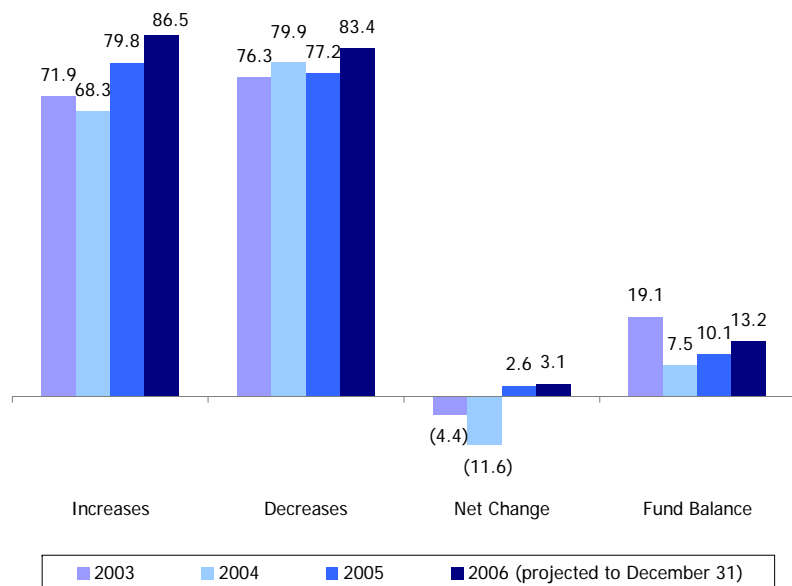
At the end of 2005, the net change of the financial activity in the Regular Fund resulted in a \$2.6 million surplus in operating activities, as reported in the 2005 Audit of Accounts and Financial Statements. The net change of \$2.6 million, together with the 2004 carry forward balance of \$7.5 million, yielded a 2005 ending fund balance of \$10.1 million.

Through September 30, 2006, the net change of the Regular Fund resulted in a \$3.4 million deficit in operating activities (including the repayment of the loan from the Fellowships Capital Fund) through September 30, 2006. Projections to December 31, 2006 estimate a positive fund balance of \$13.2 million.

The following chart illustrates the projected financial position of the Regular Fund at the end of 2006 as compared to previous years.

**INCREASES, DECREASES, NET CHANGE AND FUND BALANCE**

(in millions of US\$)



off their entire 2006 quota assessment, 3 Member states have accumulated arrears but are in compliance with scheduled payment plans, and 10 Member states are not considered current.

The Secretariat anticipates quota collections of \$22.2 million during the last quarter of the year. As presented in the *Report on Compliance with Quota Payments*<sup>3</sup> (as of September 30, 2006), compliance status for the 34 Member states was as follows: 19 Member states paid their entire Regular Fund quota assessment for the current year, 2 Member states agreed to a payment plan to pay

<sup>3</sup> Pursuant to AG/RES. 1757 (XXX-O/00), and as amended by AG/RES. 2157 (XXXV-O/05).

## SECTION B: SPECIFIC FUNDS RELATED TO REGULAR FUND ACTIVITIES

### SPECIFIC FUNDS EXECUTION

At present, execution related to Specific Funds is dependent on and operates exclusively on a cash basis, as programmed and stipulated in individual donor agreements. The General Secretariat is currently working towards a mechanism to monitor execution of Specific Funds at a budgetary level. Nevertheless, Schedule II: *Execution by Chapter and Sub-Program of the Regular and Specific Funds*, presents execution and relative participation levels by area of responsibility of both Regular and Specific Funds including the execution of the Executive Secretariat for Integral Development, which was not included in previous reports. The list of sub-programs related to Specific Funds contained therein does not make reference to appropriations, since any budgetary reference at the moment could be inaccurate due to the unpredictability of cash receipts from external donors.

As of September 30, 2006, execution of Specific Funds reached \$42,539.2 while the Regular Fund executed \$75,531.9, for a total

combined execution of \$117,891.1. The combined execution represents an increase in the three-month period of about \$18,800.0 executed mainly by the Secretariat for Political Affairs (about \$6,500.0), the Secretariat for Multidimensional Security (\$3,700.0) and the Department of Trade Tourism and Competitiveness (about \$ 1 million).

---

## SCHEDULE I

BUDGET EXECUTION STATUS REPORT AND TRANSFERS BETWEEN CHAPTERS BY CHAPTER AND CATEGORY OF EXPENDITURE

(THIS SCHEDULE PROVIDES AN OVERVIEW OF THE REGULAR FUND SUMMARIZED BY CHAPTER)

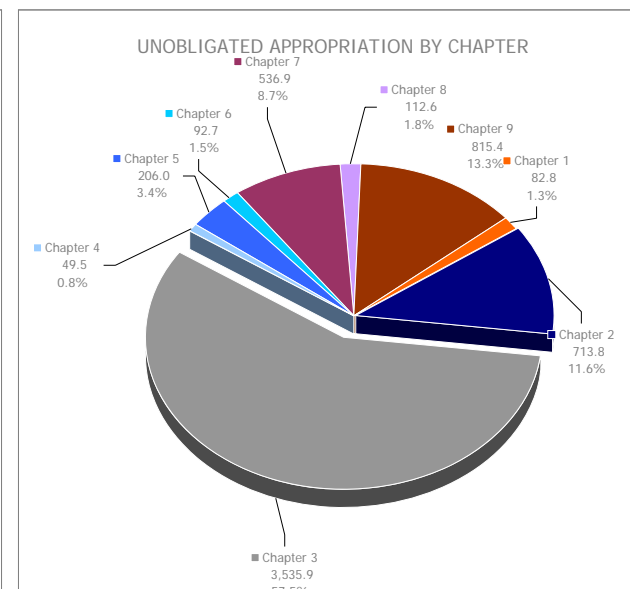
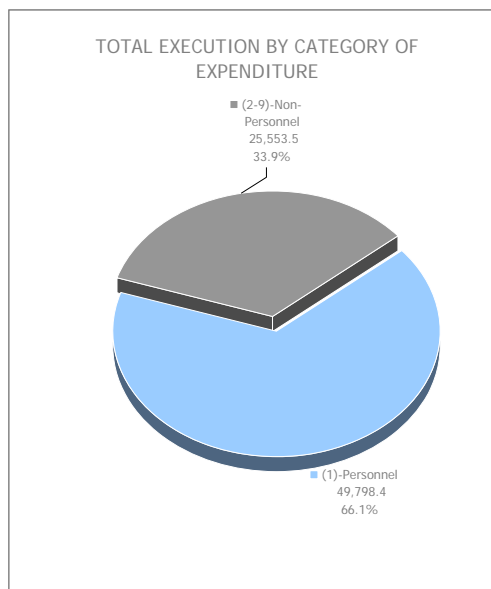
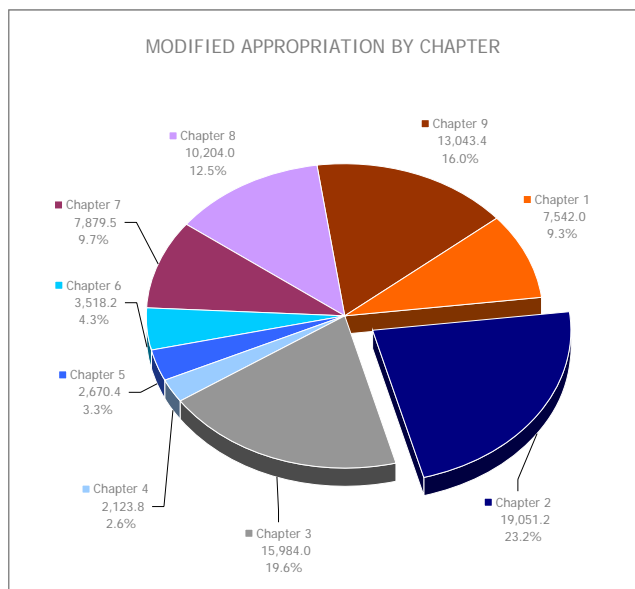
**2006 REGULAR FUND PROGRAM BUDGET**  
**Budget Execution Status Report and Transfers between Chapters by Chapter and Category of Expenditure**  
**From January 1, 2006 to September 30, 2006**  
(in thousands of US\$)

Chapter / Category of Expenditure	Appropriation by Executive Order 05-13 Rev. 1 <i>(a)</i>	Modified Appropriation as of June 30, 2006 <i>(b)</i>	Transfers July 2006 to September 2006 <i>(c)</i>	Modified Appropriation as of September 30, 2006 <i>(d = b + c)</i>	% of Appropriation transfers <i>(e = c / b)</i>	Obligations <i>(f)</i>	Expenditures <i>(g)</i>	% executed of Modified Appropriation <i>(h = f / d)</i>	Unobligated Appropriation as of September 30, 2006 <i>(i = d - f)</i>
<b><u>Chapter 1 - Secretary General</u></b>									
(1)-Personnel	6,416.4	6,714.7	(93.1)	6,621.6	-1.4%	6,620.9	4,879.9	100.0%	0.7
(2-9)-Non-Personnel	797.9	847.4	73.0	920.4	8.6%	838.3	749.8	91.1%	82.1
<b>Sub-Total</b>	<b>7,214.3</b>	<b>7,562.2</b>	<b>(20.2)</b>	<b>7,542.0</b>	<b>-0.3%</b>	<b>7,459.2</b>	<b>5,629.7</b>	<b>98.9%</b>	<b>82.8</b>
<b><u>Chapter 2 - Assistant Secretary General</u></b>									
(1)-Personnel	14,918.2	15,407.4	(406.2)	15,001.2	-2.6%	14,997.1	11,069.9	100.0%	4.1
(2-9)-Non-Personnel	3,448.7	3,472.9	58.2	3,531.1	1.7%	2,821.4	2,223.0	79.9%	709.7
<b>Sub-Total</b>	<b>18,366.9</b>	<b>18,880.3</b>	<b>(348.0)</b>	<b>18,532.3</b>	<b>-1.8%</b>	<b>17,818.5</b>	<b>13,292.9</b>	<b>96.1%</b>	<b>713.8</b>
<b><u>Chapter 3 - Autonomous and/or Decentralized Entities</u></b>									
(1)-Personnel	4,616.0	4,868.2	(328.4)	4,539.8	-6.7%	4,537.0	3,285.2	99.9%	2.8
(2-9)-Non-Personnel	11,147.5	11,408.3	35.9	11,444.2	0.3%	7,911.1	6,905.3	69.1%	3,533.2
<b>Sub-Total</b>	<b>15,763.5</b>	<b>16,276.5</b>	<b>(292.4)</b>	<b>15,984.0</b>	<b>-1.8%</b>	<b>12,448.1</b>	<b>10,190.5</b>	<b>77.9%</b>	<b>3,535.9</b>
<b><u>Chapter 4 - Department of International Legal Affairs</u></b>									
(1)-Personnel	1,871.4	1,814.8	(39.6)	1,775.1	-2.2%	1,774.1	1,308.2	99.9%	1.0
(2-9)-Non-Personnel	349.5	349.1	(0.4)	348.7	-0.1%	300.2	289.7	86.1%	48.5
<b>Sub-Total</b>	<b>2,220.9</b>	<b>2,163.8</b>	<b>(40.0)</b>	<b>2,123.8</b>	<b>-1.8%</b>	<b>2,074.3</b>	<b>1,597.9</b>	<b>97.7%</b>	<b>49.5</b>
<b><u>Chapter 5 - Secretariat for Multidimensional Security</u></b>									
(1)-Personnel	2,030.4	2,340.8	(100.0)	2,240.8	-4.3%	2,147.2	1,486.6	95.8%	93.7
(2-9)-Non-Personnel	421.8	429.6	-	429.6	0.0%	317.2	278.5	73.8%	112.4
<b>Sub-Total</b>	<b>2,452.2</b>	<b>2,770.4</b>	<b>(100.0)</b>	<b>2,670.4</b>	<b>-3.6%</b>	<b>2,464.4</b>	<b>1,765.0</b>	<b>92.3%</b>	<b>206.0</b>
<b><u>Chapter 6 - Secretariat for Political Affairs</u></b>									
(1)-Personnel	2,439.8	3,225.8	(50.6)	3,175.1	-1.6%	3,171.1	2,276.5	99.9%	4.0
(2-9)-Non-Personnel	340.4	340.4	2.6	343.0	0.8%	254.3	182.9	74.1%	88.7
<b>Sub-Total</b>	<b>2,780.2</b>	<b>3,566.2</b>	<b>(48.0)</b>	<b>3,518.2</b>	<b>-1.3%</b>	<b>3,425.5</b>	<b>2,459.3</b>	<b>97.4%</b>	<b>92.7</b>
<b><u>Chapter 7 - Executive Secretariat for Integral Development</u></b>									
(1)-Personnel	7,072.7	7,035.6	(164.4)	6,871.2	-2.3%	6,854.5	4,983.5	99.8%	16.7
(2-9)-Non-Personnel	1,009.5	1,008.9	(0.6)	1,008.3	-0.1%	488.1	369.8	48.4%	520.2
<b>Sub-Total</b>	<b>8,082.2</b>	<b>8,044.5</b>	<b>(165.0)</b>	<b>7,879.5</b>	<b>-2.1%</b>	<b>7,342.6</b>	<b>5,353.3</b>	<b>93.2%</b>	<b>536.9</b>
<b><u>Chapter 8 - Secretariat for Administration and Finance</u></b>									
(1)-Personnel	9,775.5	9,767.0	(69.8)	9,697.2	-0.7%	9,696.5	7,114.4	100.0%	0.7
(2-9)-Non-Personnel	210.8	505.3	1.5	506.8	0.3%	394.9	232.2	77.9%	111.9
<b>Sub-Total</b>	<b>9,986.3</b>	<b>10,272.4</b>	<b>(68.4)</b>	<b>10,204.0</b>	<b>-0.7%</b>	<b>10,091.4</b>	<b>7,346.6</b>	<b>98.9%</b>	<b>112.6</b>
<b><u>Chapter 9 - Basic Infrastructure and Common Costs</u></b>									
(2-9)-Non-Personnel	9,409.0	11,961.5	1,082.0	13,043.4	9.0%	12,228.0	10,105.1	93.7%	815.4
<b>Grand Total</b>	<b>76,275.5</b>	<b>81,497.7</b>	<b>-</b>	<b>81,497.7</b>	<b>0.0%</b>	<b>75,351.9</b>	<b>57,740.5</b>	<b>92.5%</b>	<b>6,145.8</b>

**2006 REGULAR FUND PROGRAM BUDGET**  
**Budget Execution Status Report and Transfers between Chapters by Chapter and Category of Expenditure**  
**From January 1, 2006 to September 30, 2006**  
(in thousands of US\$)

Chapter / Category of Expenditure	Appropriation by Executive Order 05-13 Rev. 1 (a)	Modified Appropriation as of June 30, 2006 (b)	Transfers July 2006 to September 2006 (c)	Modified Appropriation as of September 30, 2006 (d = b + c)	% of Appropriation transfers (e = c / b)	Obligations (f)	Expenditures (g)	% executed of Modified Appropriation (h = f / d)	Unobligated Appropriation as of September 30, 2006 (i = d - f)
<b>Total Regular Fund Budget Program</b>									
(1)-Personnel	49,140.4	51,174.3	(1,252.2)	49,922.1	-2.4%	49,798.4	36,404.1	99.8%	123.7
(2-9)-Non-Personnel	27,135.1	30,323.4	1,252.2	31,575.6	4.1%	25,553.5	21,336.4	80.9%	6,022.1
<b>Grand Total</b>	<b>76,275.5</b>	<b>81,497.7</b>	<b>-</b>	<b>81,497.7</b>	<b>0.0%</b>	<b>75,351.9</b>	<b>57,740.5</b>	<b>92.5%</b>	<b>6,145.8</b>

**Key statistics to statement:**



**Notes to columns:**

- (a) Appropriation as reported to the Permanent Council in CP/doc. 4090/06 and as modified by Executive Order 05-13 Rev. 1.
- (b) Modified Appropriation as of June 30, 2006
- (c) Transfers related to budgetary execution within the period.
- (d) Modified Appropriation as of September 30, 2006

- (f) Reflects changes applied through Period Activity (column c) to the Appropriation as of June 30, 2006 (column b).
- (f) Includes expenditures and obligations.
- (g) Recorded expenditures as of September 30, 2006
- (h) Reflects percentage of the Budget executed as of the date of this report
- (i) Remaining balance of appropriations as of the period resulting from the subtraction of Modified Appropriations and Execution.

**2006 REGULAR FUND PROGRAM BUDGET**  
**Budget Execution Status Report and Transfers between Chapters by Chapter, Sub-Program and Category of Expenditure**  
**From January 1, 2006 to September 30, 2006**  
(in thousands of US\$)

Chapter / Sub-Program / Category of Expenditure	Appropriation by Executive Order 05- 13 Rev. 1 (a)	Modified Appropriation as of June 30, 2006 (b)	Transfers July 2006 to September 2006 (c)	Modified Appropriation as of September 30, 2006 (d = b + c)	% of Appropriation transfers (e = c / b)	Obligations (f)	Expenditures (g)	% executed of Modified Appropriation (h = f / d)	Unobligated Appropriation as of September 30, 2006 (i = d - f)
<b>Chapter 1 - Secretary General</b>									
<b>11A - Office of the Secretary General</b>									
(1)-Personnel	1,468.4	1,762.8	(168.1)	1,594.7	-9.5%	1,594.7	1,205.3	100.0%	-
(2-9)-Non-Personnel	207.4	257.4	30.0	287.4	11.7%	255.3	253.3	88.8%	32.1
<b>Sub-Total</b>	<b>1,675.8</b>	<b>2,020.2</b>	<b>(138.1)</b>	<b>1,882.1</b>	<b>-6.8%</b>	<b>1,849.9</b>	<b>1,458.6</b>	<b>98.3%</b>	<b>32.1</b>
<b>11B - Department of Legal Services</b>									
(1)-Personnel	1,148.8	1,051.0	(5.9)	1,045.1	-0.6%	1,045.1	757.8	100.0%	-
(2-9)-Non-Personnel	25.7	25.7	(0.4)	25.3	-1.7%	24.9	20.0	98.6%	0.3
<b>Sub-Total</b>	<b>1,174.5</b>	<b>1,076.7</b>	<b>(6.4)</b>	<b>1,070.3</b>	<b>-0.6%</b>	<b>1,070.0</b>	<b>777.8</b>	<b>100.0%</b>	<b>0.3</b>
<b>11C - Department of Planning, Control and Evaluation</b>									
(1)-Personnel	580.0	531.4	123.2	654.6	23.2%	654.6	457.8	100.0%	-
(2-9)-Non-Personnel	-	-	10.5	10.5	100.0%	10.5	10.5	100.0%	-
<b>Sub-Total</b>	<b>580.0</b>	<b>531.4</b>	<b>133.7</b>	<b>665.0</b>	<b>25.2%</b>	<b>665.0</b>	<b>468.2</b>	<b>100.0%</b>	<b>-</b>
<b>11D - Department of External Relations</b>									
(1)-Personnel	766.3	831.2	(52.9)	778.4	-6.4%	778.4	567.3	100.0%	-
(2-9)-Non-Personnel	118.4	118.4	6.9	125.3	5.8%	88.6	60.6	70.7%	36.7
<b>Sub-Total</b>	<b>884.7</b>	<b>949.6</b>	<b>(46.0)</b>	<b>903.7</b>	<b>-4.8%</b>	<b>867.0</b>	<b>627.9</b>	<b>95.9%</b>	<b>36.7</b>
<b>11E - Department of Press and Communications</b>									
(1)-Personnel	1,411.4	1,578.4	55.7	1,634.2	3.5%	1,634.2	1,214.6	100.0%	-
(2-9)-Non-Personnel	343.0	343.0	35.1	378.1	10.2%	376.0	333.4	99.4%	2.1
<b>Sub-Total</b>	<b>1,754.4</b>	<b>1,921.4</b>	<b>90.9</b>	<b>2,012.3</b>	<b>4.7%</b>	<b>2,010.2</b>	<b>1,548.0</b>	<b>99.9%</b>	<b>2.1</b>
<b>11F - Office of Protocol</b>									
(1)-Personnel	435.9	510.8	(0.8)	510.0	-0.2%	510.0	380.7	100.0%	-
(2-9)-Non-Personnel	49.4	48.9	1.0	49.9	2.1%	44.6	38.7	89.2%	5.4
<b>Sub-Total</b>	<b>485.3</b>	<b>559.7</b>	<b>0.2</b>	<b>559.9</b>	<b>0.0%</b>	<b>554.5</b>	<b>419.4</b>	<b>99.0%</b>	<b>5.4</b>
<b>11G - Summits Department</b>									
(1)-Personnel	605.6	394.2	10.0	404.1	2.5%	404.1	296.5	100.0%	-
(2-9)-Non-Personnel	54.0	54.0	(10.1)	43.9	-18.7%	38.5	33.3	87.7%	5.4
<b>Sub-Total</b>	<b>659.6</b>	<b>448.2</b>	<b>(0.1)</b>	<b>448.0</b>	<b>0.0%</b>	<b>442.6</b>	<b>329.8</b>	<b>98.8%</b>	<b>5.4</b>
<b>10X - Budget Control Personnel Variances</b>									
(1)-Personnel	-	55.0	(54.3)	0.7	-98.7%	-	-	0.0%	0.7
<b>Chapter 1 - Secretary General Total</b>	<b>7,214.3</b>	<b>7,562.2</b>	<b>(20.2)</b>	<b>7,542.0</b>	<b>-0.3%</b>	<b>7,459.2</b>	<b>5,629.7</b>	<b>98.9%</b>	<b>82.8</b>

**2006 REGULAR FUND PROGRAM BUDGET**  
**Budget Execution Status Report and Transfers between Chapters by Chapter, Sub-Program and Category of Expenditure**  
**From January 1, 2006 to September 30, 2006**  
(in thousands of US\$)

Chapter / Sub-Program / Category of Expenditure	Appropriation by Executive Order 05- 13 Rev. 1 (a)	Modified Appropriation as of June 30, 2006 (b)	Transfers July 2006 to September 2006 (c)	Modified Appropriation as of September 30, 2006 (d = b + c)	% of Appropriation transfers (e = c / b)	Obligations (f)	Expenditures (g)	% executed of Modified Appropriation (h = f / d)	Unobligated Appropriation as of September 30, 2006 (i = d - f)
<b>Chapter 2 - Assistant Secretary General</b>									
<b>21A - Office of the Assistant Secretary General</b>									
(1)-Personnel	838.6	1,035.8	56.9	1,092.7	5.5%	1,092.7	851.7	100.0%	-
(2-9)-Non-Personnel	113.5	113.5	(1.0)	112.5	-0.9%	97.9	89.3	87.0%	14.6
<b>Sub-Total</b>	<b>952.1</b>	<b>1,149.3</b>	<b>55.9</b>	<b>1,205.2</b>	<b>4.9%</b>	<b>1,190.6</b>	<b>941.0</b>	<b>98.8%</b>	<b>14.6</b>
<b>21B - Office of Conferences and Meetings</b>									
(1)-Personnel	4,494.6	4,453.7	(137.6)	4,316.1	-3.1%	4,316.1	3,155.9	100.0%	-
(2-9)-Non-Personnel	1,383.2	1,358.2	(1.4)	1,356.8	-0.1%	1,167.3	942.9	86.0%	189.5
<b>Sub-Total</b>	<b>5,877.8</b>	<b>5,811.9</b>	<b>(139.0)</b>	<b>5,672.9</b>	<b>-2.4%</b>	<b>5,483.4</b>	<b>4,098.8</b>	<b>96.7%</b>	<b>189.5</b>
<b>21C - OAS Conferences</b>									
(1)-Personnel	-	0.2	-	0.2	0.0%	0.2	0.2	100.0%	-
(2-9)-Non-Personnel	260.9	260.7	58.7	319.5	22.5%	166.1	158.6	52.0%	153.3
<b>Sub-Total</b>	<b>260.9</b>	<b>260.9</b>	<b>58.7</b>	<b>319.6</b>	<b>22.5%</b>	<b>166.3</b>	<b>158.7</b>	<b>52.0%</b>	<b>153.3</b>
<b>21D - Office of Cultural Services</b>									
(1)-Personnel	1,326.7	1,350.8	38.4	1,389.2	2.8%	1,389.2	1,033.1	100.0%	-
(2-9)-Non-Personnel	74.9	86.9	(25.6)	61.3	-29.4%	61.0	57.4	99.5%	0.3
<b>Sub-Total</b>	<b>1,401.6</b>	<b>1,437.7</b>	<b>12.8</b>	<b>1,450.5</b>	<b>0.9%</b>	<b>1,450.2</b>	<b>1,090.5</b>	<b>100.0%</b>	<b>0.3</b>
<b>21E - Coordinating Office of Offices and Units of the General Secretariat in the Member States</b>									
(1)-Personnel	4,973.9	5,290.8	(21.6)	5,269.3	-0.4%	5,269.3	3,881.7	100.0%	-
(2-9)-Non-Personnel	965.7	983.5	18.0	1,001.5	1.8%	818.1	566.8	81.7%	183.4
<b>Sub-Total</b>	<b>5,939.6</b>	<b>6,274.3</b>	<b>(3.6)</b>	<b>6,270.8</b>	<b>-0.1%</b>	<b>6,087.3</b>	<b>4,448.6</b>	<b>97.1%</b>	<b>183.4</b>
<b>21F - Office of the Secretariat to the General Assembly, the Meetings of Consultation, the Permanent Council and Subsidiary</b>									
(1)-Personnel	1,231.7	1,192.6	(47.0)	1,145.6	-3.9%	1,145.6	818.7	100.0%	-
(2-9)-Non-Personnel	31.3	30.8	9.7	40.5	31.6%	31.2	15.9	77.1%	9.3
<b>Sub-Total</b>	<b>1,263.0</b>	<b>1,223.4</b>	<b>(37.3)</b>	<b>1,186.1</b>	<b>-3.0%</b>	<b>1,176.8</b>	<b>834.5</b>	<b>99.2%</b>	<b>9.3</b>
<b>21G - General Assembly</b>									
(1)-Personnel	-	2.4	0.3	2.7	10.8%	2.7	2.7	100.0%	-
(2-9)-Non-Personnel	157.9	178.1	(0.3)	177.8	-0.1%	140.9	112.1	79.2%	37.0
<b>Sub-Total</b>	<b>157.9</b>	<b>180.5</b>	<b>(0.0)</b>	<b>180.5</b>	<b>0.0%</b>	<b>143.5</b>	<b>114.7</b>	<b>79.5%</b>	<b>37.0</b>
<b>21I - Permanent Secretariat of the Inter-American Commission of Women</b>									
(1)-Personnel	650.9	587.1	(0.5)	586.5	-0.1%	586.5	449.2	100.0%	-
(2-9)-Non-Personnel	143.2	143.1	-	143.1	0.0%	65.9	60.6	46.1%	77.2
<b>Sub-Total</b>	<b>794.1</b>	<b>730.2</b>	<b>(0.5)</b>	<b>729.6</b>	<b>-0.1%</b>	<b>652.4</b>	<b>509.8</b>	<b>89.4%</b>	<b>77.2</b>

**2006 REGULAR FUND PROGRAM BUDGET**  
**Budget Execution Status Report and Transfers between Chapters by Chapter, Sub-Program and Category of Expenditure**  
**From January 1, 2006 to September 30, 2006**  
(in thousands of US\$)

Chapter / Sub-Program / Category of Expenditure	Appropriation by Executive Order 05- 13 Rev. 1 <i>(a)</i>	Modified Appropriation as of June 30, 2006 <i>(b)</i>	Transfers July 2006 to September 2006 <i>(c)</i>	Modified Appropriation as of September 30, 2006 <i>(d = b + c)</i>	% of Appropriation transfers <i>(e = c / b)</i>	Obligations <i>(f)</i>	Expenditures <i>(g)</i>	% executed of Modified Appropriation <i>(h = f / d)</i>	Unobligated Appropriation as of September 30, 2006 <i>(i = d - f)</i>
<b>21J - Secretariat of the Inter-American Committee on Ports</b>									
(1)-Personnel	157.5	164.1	0.3	164.5	0.2%	164.5	123.1	100.0%	-
(2-9)-Non-Personnel	7.3	7.3	-	7.3	0.0%	5.9	5.9	80.8%	1.4
<b>Sub-Total</b>	<b>164.8</b>	<b>171.4</b>	<b>0.3</b>	<b>171.8</b>	<b>0.2%</b>	<b>170.4</b>	<b>129.0</b>	<b>99.2%</b>	<b>1.4</b>
<b>21K - Inter-American Children's Institute</b>									
(1)-Personnel	786.3	645.0	(91.2)	553.8	-14.1%	553.8	398.8	100.0%	-
(2-9)-Non-Personnel	254.6	254.6	-	254.6	0.0%	216.9	175.2	85.2%	37.7
<b>Sub-Total</b>	<b>1,040.9</b>	<b>899.6</b>	<b>(91.2)</b>	<b>808.4</b>	<b>-10.1%</b>	<b>770.7</b>	<b>574.0</b>	<b>95.3%</b>	<b>37.7</b>
<b>21L - Secretariat of the Inter-American Telecommunications</b>									
(1)-Personnel	458.0	478.2	(1.6)	476.6	-0.3%	476.6	355.0	100.0%	-
(2-9)-Non-Personnel	56.2	56.2	-	56.2	0.0%	50.2	38.3	89.4%	6.0
<b>Sub-Total</b>	<b>514.2</b>	<b>534.4</b>	<b>(1.6)</b>	<b>532.8</b>	<b>-0.3%</b>	<b>526.9</b>	<b>393.3</b>	<b>98.9%</b>	<b>6.0</b>
<b>20X - Budget Control Personnel Variances</b>									
(1)-Personnel	-	206.7	(202.6)	4.1	-98.0%	-	-	0.0%	4.1
<b>Chapter 2 - Assistant Secretary General Total</b>	<b>18,366.9</b>	<b>18,880.3</b>	<b>(348.0)</b>	<b>18,532.3</b>	<b>-1.8%</b>	<b>17,818.5</b>	<b>13,292.9</b>	<b>96.1%</b>	<b>713.8</b>

**2006 REGULAR FUND PROGRAM BUDGET**  
**Budget Execution Status Report and Transfers between Chapters by Chapter, Sub-Program and Category of Expenditure**  
**From January 1, 2006 to September 30, 2006**  
(in thousands of US\$)

Chapter / Sub-Program / Category of Expenditure	Appropriation by Executive Order 05- 13 Rev. 1 (a)	Modified Appropriation as of June 30, 2006 (b)	Transfers July 2006 to September 2006 (c)	Modified Appropriation as of September 30, 2006 (d = b + c)	% of Appropriation transfers (e = c / b)	Obligations (f)	Expenditures (g)	% executed of Modified Appropriation (h = f / d)	Unobligated Appropriation as of September 30, 2006 (i = d - f)
<b>Chapter 3 - Autonomous and/or Decentralized Entities</b>									
<b>31A - Inter-American Court of Human Rights</b>									
(1)-Personnel	-	-	-	-	0.0%	-	-	0.0%	-
(2-9)-Non-Personnel	1,391.3	1,656.3	-	1,656.3	0.0%	1,656.3	1,656.3	100.0%	-
<b>Sub-Total</b>	<b>1,391.3</b>	<b>1,656.3</b>	<b>-</b>	<b>1,656.3</b>	<b>0.0%</b>	<b>1,656.3</b>	<b>1,656.3</b>	<b>100.0%</b>	<b>-</b>
<b>31B - Executive Secretariat of the Inter-American Commission on Human Rights</b>									
(1)-Personnel	2,561.9	2,455.1	(22.8)	2,432.3	-0.9%	2,432.3	1,762.9	100.0%	-
(2-9)-Non-Personnel	712.9	671.8	(4.1)	667.8	-0.6%	584.9	452.2	87.6%	82.8
<b>Sub-Total</b>	<b>3,274.8</b>	<b>3,126.9</b>	<b>(26.9)</b>	<b>3,100.0</b>	<b>-0.9%</b>	<b>3,017.2</b>	<b>2,215.1</b>	<b>97.3%</b>	<b>82.8</b>
<b>31C - Secretariat of the OAS Administrative Tribunal</b>									
(1)-Personnel	132.5	152.1	0.5	152.6	0.3%	152.6	114.1	100.0%	-
(2-9)-Non-Personnel	52.2	52.0	-	52.0	0.0%	51.7	37.6	99.3%	0.3
<b>Sub-Total</b>	<b>184.7</b>	<b>204.1</b>	<b>0.5</b>	<b>204.7</b>	<b>0.3%</b>	<b>204.3</b>	<b>151.7</b>	<b>99.8%</b>	<b>0.3</b>
<b>31D - Office of the Inspector General</b>									
(1)-Personnel	737.8	603.4	(76.8)	526.7	-12.7%	526.7	366.6	100.0%	-
(2-9)-Non-Personnel	241.6	241.6	-	241.6	0.0%	118.4	114.3	49.0%	123.2
<b>Sub-Total</b>	<b>979.4</b>	<b>845.0</b>	<b>(76.8)</b>	<b>768.3</b>	<b>-9.1%</b>	<b>645.1</b>	<b>480.9</b>	<b>84.0%</b>	<b>123.2</b>
<b>31E - Human Development Fund Committee</b>									
(1)-Personnel	1,183.8	1,500.8	(75.3)	1,425.5	-5.0%	1,425.5	1,041.6	100.0%	-
(2-9)-Non-Personnel	7,048.8	7,085.8	40.0	7,125.8	0.6%	3,862.8	3,040.5	54.2%	3,263.0
<b>Sub-Total</b>	<b>8,232.6</b>	<b>8,586.6</b>	<b>(35.3)</b>	<b>8,551.3</b>	<b>-0.4%</b>	<b>5,288.2</b>	<b>4,082.0</b>	<b>61.8%</b>	<b>3,263.0</b>
<b>31F - Board of External Auditors</b>									
(1)-Personnel	-	-	-	-	0.0%	-	-	0.0%	-
(2-9)-Non-Personnel	154.5	154.5	-	154.5	0.0%	90.8	90.8	58.7%	63.7
<b>Sub-Total</b>	<b>154.5</b>	<b>154.5</b>	<b>-</b>	<b>154.5</b>	<b>0.0%</b>	<b>90.8</b>	<b>90.8</b>	<b>58.7%</b>	<b>63.7</b>
<b>31G - Inter-American Defense Board</b>									
(1)-Personnel	-	-	-	-	0.0%	-	-	0.0%	-
(2-9)-Non-Personnel	1,416.2	1,416.2	-	1,416.2	0.0%	1,416.2	1,416.2	100.0%	-
<b>Sub-Total</b>	<b>1,416.2</b>	<b>1,416.2</b>	<b>-</b>	<b>1,416.2</b>	<b>0.0%</b>	<b>1,416.2</b>	<b>1,416.2</b>	<b>100.0%</b>	<b>-</b>
<b>31H - Panamerican Development Foundation</b>									
(1)-Personnel	-	-	-	-	0.0%	-	-	0.0%	-
(2-9)-Non-Personnel	130.0	130.0	-	130.0	0.0%	130.0	97.5	100.0%	-
<b>Sub-Total</b>	<b>130.0</b>	<b>130.0</b>	<b>-</b>	<b>130.0</b>	<b>0.0%</b>	<b>130.0</b>	<b>97.5</b>	<b>100.0%</b>	<b>-</b>
<b>30X - Budget Control Personnel Variances</b>									
(1)-Personnel	-	156.8	(154.0)	2.8	-98.2%	-	-	0.0%	2.8
(2-9)-Non-Personnel	-	-	-	-	0.0%	-	-	0.0%	-
<b>Sub-Total</b>	<b>-</b>	<b>156.8</b>	<b>(154.0)</b>	<b>2.8</b>	<b>-98.2%</b>	<b>-</b>	<b>-</b>	<b>0.0%</b>	<b>2.8</b>
<b>Chapter 3 - Autonomous and/or Decentralized Entities Total</b>	<b>15,763.5</b>	<b>16,276.5</b>	<b>(292.4)</b>	<b>15,984.0</b>	<b>-1.8%</b>	<b>12,448.1</b>	<b>10,190.5</b>	<b>77.9%</b>	<b>3,535.9</b>

**2006 REGULAR FUND PROGRAM BUDGET**  
**Budget Execution Status Report and Transfers between Chapters by Chapter, Sub-Program and Category of Expenditure**  
**From January 1, 2006 to September 30, 2006**  
(in thousands of US\$)

Chapter / Sub-Program / Category of Expenditure	Appropriation by Executive Order 05- 13 Rev. 1 <i>(a)</i>	Modified Appropriation as of June 30, 2006 <i>(b)</i>	Transfers July 2006 to September 2006 <i>(c)</i>	Modified Appropriation as of September 30, 2006 <i>(d = b + c)</i>	% of Appropriation transfers <i>(e = c / b)</i>	Obligations <i>(f)</i>	Expenditures <i>(g)</i>	% executed of Modified Appropriation <i>(h = f / d)</i>	Unobligated Appropriation as of September 30, 2006 <i>(i = d - f)</i>
<b>Chapter 4 - Department of International Legal Affairs</b>									
<b>41B - Office of the Director, Department of International Legal Affairs</b>									
(1)-Personnel	675.0	570.7	(72.3)	498.4	-12.7%	498.4	377.8	100.0%	-
(2-9)-Non-Personnel	21.0	20.6	-	20.6	0.0%	17.2	16.2	83.7%	3.3
<b>Sub-Total</b>	<b>696.0</b>	<b>591.3</b>	<b>(72.3)</b>	<b>519.0</b>	<b>-12.2%</b>	<b>515.6</b>	<b>394.0</b>	<b>99.4%</b>	<b>3.3</b>
<b>41D - International Law Office</b>									
(1)-Personnel	633.8	670.2	27.2	697.4	4.1%	697.4	516.4	100.0%	-
(2-9)-Non-Personnel	311.6	311.6	-	311.6	0.0%	269.9	261.2	86.6%	41.7
<b>Sub-Total</b>	<b>945.4</b>	<b>981.8</b>	<b>27.2</b>	<b>1,009.0</b>	<b>2.8%</b>	<b>967.3</b>	<b>777.7</b>	<b>95.9%</b>	<b>41.7</b>
<b>41E - Juridical Cooperation Office</b>									
(1)-Personnel	562.6	550.6	27.7	578.3	5.0%	578.3	414.0	100.0%	-
(2-9)-Non-Personnel	16.9	16.9	(0.4)	16.5	-2.2%	13.1	12.3	79.1%	3.4
<b>Sub-Total</b>	<b>579.5</b>	<b>567.5</b>	<b>27.3</b>	<b>594.8</b>	<b>4.8%</b>	<b>591.3</b>	<b>426.2</b>	<b>99.4%</b>	<b>3.4</b>
<b>40X - Budget Control Personnel Variances</b>									
(1)-Personnel	-	23.3	(22.2)	1.0	-95.5%	-	-	0.0%	1.0
(2-9)-Non-Personnel	-	-	-	-	0.0%	-	-	0.0%	-
<b>Sub-Total</b>	<b>-</b>	<b>23.3</b>	<b>(22.2)</b>	<b>1.0</b>	<b>-95.5%</b>	<b>-</b>	<b>-</b>	<b>0.0%</b>	<b>1.0</b>
<b>Chapter 4 - Department of International Legal Affairs Total</b>	<b>2,220.9</b>	<b>2,163.8</b>	<b>(40.0)</b>	<b>2,123.8</b>	<b>-1.8%</b>	<b>2,074.3</b>	<b>1,597.9</b>	<b>97.7%</b>	<b>49.5</b>

**2006 REGULAR FUND PROGRAM BUDGET**  
**Budget Execution Status Report and Transfers between Chapters by Chapter, Sub-Program and Category of Expenditure**  
**From January 1, 2006 to September 30, 2006**  
(in thousands of US\$)

Chapter / Sub-Program / Category of Expenditure	Appropriation by Executive Order 05- 13 Rev. 1 (a)	Modified Appropriation as of June 30, 2006 (b)	Transfers July 2006 to September 2006 (c)	Modified Appropriation as of September 30, 2006 (d = b + c)	% of Appropriation transfers (e = c / b)	Obligations (f)	Expenditures (g)	% executed of Modified Appropriation (h = f / d)	Unobligated Appropriation as of September 30, 2006 (i = d - f)
<b>Chapter 5 - Secretariat for Multidimensional Security</b>									
<b>51B - Secretariat for Multidimensional Security</b>									
(1)-Personnel	174.3	83.6	(41.9)	41.7	-50.1%	41.7	-	100.0%	-
(2-9)-Non-Personnel	-	-	-	-	0.0%	-	-	0.0%	-
<b>Sub-Total</b>	<b>174.3</b>	<b>83.6</b>	<b>(41.9)</b>	<b>41.7</b>	<b>-50.1%</b>	<b>41.7</b>	<b>-</b>	<b>100.0%</b>	<b>-</b>
<b>51C - Executive Secretariat of the Inter-American Drug Abuse Control Commission (CICAD)</b>									
(1)-Personnel	1,530.4	1,372.2	(16.7)	1,355.5	-1.2%	1,355.5	978.1	100.0%	-
(2-9)-Non-Personnel	77.4	77.4	-	77.4	0.0%	43.6	39.8	56.3%	33.8
<b>Sub-Total</b>	<b>1,607.8</b>	<b>1,449.6</b>	<b>(16.7)</b>	<b>1,432.9</b>	<b>-1.2%</b>	<b>1,399.1</b>	<b>1,017.9</b>	<b>97.6%</b>	<b>33.8</b>
<b>51D - Multilateral Evaluation Mechanism Section</b>									
(1)-Personnel	-	7.2	-	7.2	0.0%	7.2	7.2	100.0%	-
(2-9)-Non-Personnel	335.3	328.1	-	328.1	0.0%	257.0	224.1	78.3%	71.0
<b>Sub-Total</b>	<b>335.3</b>	<b>335.3</b>	<b>-</b>	<b>335.3</b>	<b>0.0%</b>	<b>264.3</b>	<b>231.4</b>	<b>78.8%</b>	<b>71.0</b>
<b>51E - Secretariat for the Inter-American Committee against Terrorism - CICTE</b>									
(1)-Personnel	58.0	43.6	0.4	44.0	0.8%	44.0	32.6	100.0%	-
(2-9)-Non-Personnel	9.1	9.1	-	9.1	0.0%	9.1	9.1	100.0%	-
<b>Sub-Total</b>	<b>67.1</b>	<b>52.7</b>	<b>0.4</b>	<b>53.1</b>	<b>0.7%</b>	<b>53.1</b>	<b>41.7</b>	<b>100.0%</b>	<b>-</b>
<b>51F - Department for the Prevention of Threats against Public Security</b>									
(1)-Personnel	267.7	646.1	52.7	698.8	8.2%	698.8	468.7	100.0%	-
(2-9)-Non-Personnel	-	15.0	-	15.0	0.0%	7.5	5.5	49.8%	7.5
<b>Sub-Total</b>	<b>267.7</b>	<b>661.1</b>	<b>52.7</b>	<b>713.8</b>	<b>8.0%</b>	<b>706.2</b>	<b>474.1</b>	<b>98.9%</b>	<b>7.5</b>
<b>50X - Budget Control Personnel Variances</b>									
(1)-Personnel	-	188.1	(94.4)	93.7	-50.2%	-	-	0.0%	93.7
(2-9)-Non-Personnel	-	-	-	-	0.0%	-	-	0.0%	-
<b>Sub-Total</b>	<b>-</b>	<b>188.1</b>	<b>(94.4)</b>	<b>93.7</b>	<b>-50.2%</b>	<b>-</b>	<b>-</b>	<b>0.0%</b>	<b>93.7</b>
<b>Chapter 5 - Secretariat for Multidimensional Security Total</b>	<b>2,452.2</b>	<b>2,770.4</b>	<b>(100.0)</b>	<b>2,670.4</b>	<b>-3.6%</b>	<b>2,464.4</b>	<b>1,765.0</b>	<b>92.3%</b>	<b>206.0</b>

**2006 REGULAR FUND PROGRAM BUDGET**  
**Budget Execution Status Report and Transfers between Chapters by Chapter, Sub-Program and Category of Expenditure**  
**From January 1, 2006 to September 30, 2006**  
(in thousands of US\$)

Chapter / Sub-Program / Category of Expenditure	Appropriation by Executive Order 05- 13 Rev. 1 <i>(a)</i>	Modified Appropriation as of June 30, 2006 <i>(b)</i>	Transfers July 2006 to September 2006 <i>(c)</i>	Modified Appropriation as of September 30, 2006 <i>(d = b + c)</i>	% of Appropriation transfers <i>(e = c / b)</i>	Obligations <i>(f)</i>	Expenditures <i>(g)</i>	% executed of Modified Appropriation <i>(h = f / d)</i>	Unobligated Appropriation as of September 30, 2006 <i>(i = d - f)</i>
<b>Chapter 6 - Secretariat for Political Affairs</b>									
<b>61A - Secretariat for Political Affairs</b>									
(1)-Personnel	821.0	934.7	(75.2)	859.5	-8.0%	859.5	614.8	100.0%	-
(2-9)-Non-Personnel	100.0	126.4	2.1	128.5	1.7%	115.0	95.7	89.5%	13.5
<b>Sub-Total</b>	<b>921.0</b>	<b>1,061.0</b>	<b>(73.1)</b>	<b>988.0</b>	<b>-6.9%</b>	<b>974.4</b>	<b>710.5</b>	<b>98.6%</b>	<b>13.5</b>
<b>61C - Department for the Promotion of Democracy</b>									
(1)-Personnel	813.7	770.3	45.8	816.0	5.9%	816.0	607.2	100.0%	-
(2-9)-Non-Personnel	94.0	71.4	-	71.4	0.0%	24.6	18.7	34.4%	46.8
<b>Sub-Total</b>	<b>907.7</b>	<b>841.6</b>	<b>45.8</b>	<b>887.4</b>	<b>5.4%</b>	<b>840.6</b>	<b>625.9</b>	<b>94.7%</b>	<b>46.8</b>
<b>61D - Department for the Promotion of Good Governance</b>									
(1)-Personnel	357.6	849.3	(28.1)	821.3	-3.3%	821.3	553.1	100.0%	-
(2-9)-Non-Personnel	46.4	71.4	0.5	71.8	0.7%	57.3	34.2	79.8%	14.5
<b>Sub-Total</b>	<b>404.0</b>	<b>920.7</b>	<b>(27.6)</b>	<b>893.1</b>	<b>-3.0%</b>	<b>878.6</b>	<b>587.3</b>	<b>98.4%</b>	<b>14.5</b>
<b>61E - Department of Crisis Prevention and Specialized Missions</b>									
(1)-Personnel	447.5	671.5	2.9	674.4	0.4%	674.4	501.4	100.0%	-
(2-9)-Non-Personnel	100.0	71.4	-	71.4	0.0%	57.5	34.2	80.5%	13.9
<b>Sub-Total</b>	<b>547.5</b>	<b>742.9</b>	<b>2.9</b>	<b>745.7</b>	<b>0.4%</b>	<b>731.9</b>	<b>535.6</b>	<b>98.1%</b>	<b>13.9</b>
<b>60X - Budget Control Personnel Variances</b>									
(1)-Personnel	-	-	4.0	4.0	100.0%	-	-	0.0%	4.0
(2-9)-Non-Personnel	-	-	-	-	0.0%	-	-	0.0%	-
<b>Sub-Total</b>	<b>-</b>	<b>-</b>	<b>4.0</b>	<b>4.0</b>	<b>100.0%</b>	<b>-</b>	<b>-</b>	<b>0.0%</b>	<b>4.0</b>
<b>Chapter 6 - Secretariat for Political Affairs Total</b>	<b>2,780.2</b>	<b>3,566.2</b>	<b>(48.0)</b>	<b>3,518.2</b>	<b>-1.3%</b>	<b>3,425.5</b>	<b>2,459.3</b>	<b>97.4%</b>	<b>92.7</b>

**2006 REGULAR FUND PROGRAM BUDGET**  
**Budget Execution Status Report and Transfers between Chapters by Chapter, Sub-Program and Category of Expenditure**  
**From January 1, 2006 to September 30, 2006**  
(in thousands of US\$)

Chapter / Sub-Program / Category of Expenditure	Appropriation by Executive Order 05- 13 Rev. 1 (a)	Modified Appropriation as of June 30, 2006 (b)	Transfers July 2006 to September 2006 (c)	Modified Appropriation as of September 30, 2006 (d = b + c)	% of Appropriation transfers (e = c / b)	Obligations (f)	Expenditures (g)	% executed of Modified Appropriation (h = f / d)	Unobligated Appropriation as of September 30, 2006 (i = d - f)
<b>Chapter 7 - Executive Secretariat for Integral Development</b>									
<b>71A - Executive Secretariat for Integral Development</b>									
(1)-Personnel	887.2	871.7	54.2	925.9	6.2%	925.9	662.4	100.0%	-
(2-9)-Non-Personnel	401.7	401.1	(0.6)	400.5	-0.2%	179.2	111.3	44.7%	221.4
<b>Sub-Total</b>	<b>1,288.9</b>	<b>1,272.9</b>	<b>53.6</b>	<b>1,326.4</b>	<b>4.2%</b>	<b>1,105.1</b>	<b>773.7</b>	<b>83.3%</b>	<b>221.4</b>
<b>71B - Department of Follow-up, Policies, and Programs</b>									
(1)-Personnel	716.0	676.3	65.8	742.1	9.7%	742.1	528.2	100.0%	-
(2-9)-Non-Personnel	-	-	-	-	0.0%	-	-	0.0%	-
<b>Sub-Total</b>	<b>716.0</b>	<b>676.3</b>	<b>65.8</b>	<b>742.1</b>	<b>9.7%</b>	<b>742.1</b>	<b>528.2</b>	<b>100.0%</b>	<b>-</b>
<b>71C - CIDI Mtgs., Ministries &amp; IA Committees</b>									
(1)-Personnel	-	-	-	-	0.0%	-	-	0.0%	-
(2-9)-Non-Personnel	142.7	142.7	-	142.7	0.0%	5.0	5.0	3.5%	137.7
<b>Sub-Total</b>	<b>142.7</b>	<b>142.7</b>	<b>-</b>	<b>142.7</b>	<b>0.0%</b>	<b>5.0</b>	<b>5.0</b>	<b>3.5%</b>	<b>137.7</b>
<b>71D - Department of Education, Culture, Science and Technology</b>									
(1)-Personnel	1,625.4	1,612.9	(12.2)	1,600.7	-0.8%	1,600.7	1,161.8	100.0%	-
(2-9)-Non-Personnel	66.6	66.6	-	66.6	0.0%	48.2	45.1	72.3%	18.4
<b>Sub-Total</b>	<b>1,692.0</b>	<b>1,679.5</b>	<b>(12.2)</b>	<b>1,667.3</b>	<b>-0.7%</b>	<b>1,648.8</b>	<b>1,206.9</b>	<b>98.9%</b>	<b>18.4</b>
<b>71E - Department of Trade, Tourism and Competitiveness</b>									
(1)-Personnel	2,114.2	2,043.9	(169.5)	1,874.4	-8.3%	1,874.4	1,421.8	100.0%	-
(2-9)-Non-Personnel	334.8	334.8	-	334.8	0.0%	210.9	168.7	63.0%	123.9
<b>Sub-Total</b>	<b>2,449.0</b>	<b>2,378.7</b>	<b>(169.5)</b>	<b>2,209.2</b>	<b>-7.1%</b>	<b>2,085.3</b>	<b>1,590.6</b>	<b>94.4%</b>	<b>123.9</b>
<b>71F - Department of Sustainable Development</b>									
(1)-Personnel	1,387.2	1,297.4	(79.1)	1,218.3	-6.1%	1,218.3	866.7	100.0%	-
(2-9)-Non-Personnel	25.0	25.0	-	25.0	0.0%	23.7	19.9	94.9%	1.3
<b>Sub-Total</b>	<b>1,412.2</b>	<b>1,322.4</b>	<b>(79.1)</b>	<b>1,243.3</b>	<b>-6.0%</b>	<b>1,242.0</b>	<b>886.6</b>	<b>99.9%</b>	<b>1.3</b>
<b>71G - Department of Social Development and Employment</b>									
(1)-Personnel	342.7	409.5	83.5	493.0	20.4%	493.0	342.6	100.0%	-
(2-9)-Non-Personnel	38.7	38.7	-	38.7	0.0%	21.2	19.8	54.7%	17.5
<b>Sub-Total</b>	<b>381.4</b>	<b>448.2</b>	<b>83.5</b>	<b>531.7</b>	<b>18.6%</b>	<b>514.2</b>	<b>362.3</b>	<b>96.7%</b>	<b>17.5</b>
<b>70X - Budget Control Personnel Variances</b>									
(1)-Personnel	-	123.8	(107.1)	16.7	-86.5%	-	-	0.0%	16.7
(2-9)-Non-Personnel	-	-	-	-	0.0%	-	-	0.0%	-
<b>Sub-Total</b>	<b>-</b>	<b>123.8</b>	<b>(107.1)</b>	<b>16.7</b>	<b>-86.5%</b>	<b>-</b>	<b>-</b>	<b>0.0%</b>	<b>16.7</b>
<b>Chapter 7 - Executive Secretariat for Integral Development</b>	<b>8,082.2</b>	<b>8,044.5</b>	<b>(165.0)</b>	<b>7,879.5</b>	<b>-2.1%</b>	<b>7,342.6</b>	<b>5,353.3</b>	<b>93.2%</b>	<b>536.9</b>

**2006 REGULAR FUND PROGRAM BUDGET**  
**Budget Execution Status Report and Transfers between Chapters by Chapter, Sub-Program and Category of Expenditure**  
**From January 1, 2006 to September 30, 2006**  
(in thousands of US\$)

Chapter / Sub-Program / Category of Expenditure	Appropriation by Executive Order 05- 13 Rev. 1 (a)	Modified Appropriation as of June 30, 2006 (b)	Transfers July 2006 to September 2006 (c)	Modified Appropriation as of September 30, 2006 (d = b + c)	% of Appropriation transfers (e = c / b)	Obligations (f)	Expenditures (g)	% executed of Modified Appropriation (h = f / d)	Unobligated Appropriation as of September 2006 (i = d - f)
<b>Chapter 8 - Secretariat for Administration and Finance</b>									
<b>81A - Secretariat for Administration and Finance</b>									
(1)-Personnel	249.7	301.4	(0.3)	301.1	-0.1%	301.1	235.5	100.0%	-
(2-9)-Non-Personnel	16.2	16.2	-	16.2	0.0%	6.9	4.7	42.4%	9.3
<b>Sub-Total</b>	<b>265.9</b>	<b>317.6</b>	<b>(0.3)</b>	<b>317.3</b>	<b>-0.1%</b>	<b>308.0</b>	<b>240.3</b>	<b>97.1%</b>	<b>9.3</b>
<b>81B - Department of Human Resources</b>									
(1)-Personnel	1,713.8	1,787.2	18.5	1,805.7	1.0%	1,805.7	1,287.5	100.0%	-
(2-9)-Non-Personnel	21.8	67.8	-	67.8	0.0%	64.8	22.8	95.5%	3.1
<b>Sub-Total</b>	<b>1,735.6</b>	<b>1,855.1</b>	<b>18.5</b>	<b>1,873.6</b>	<b>1.0%</b>	<b>1,870.5</b>	<b>1,310.3</b>	<b>99.8%</b>	<b>3.1</b>
<b>81C - Department of Budgetary and Financial Services</b>									
(1)-Personnel	3,012.3	2,641.3	(71.3)	2,570.1	-2.7%	2,570.1	1,871.2	100.0%	-
(2-9)-Non-Personnel	114.8	157.0	(2.2)	154.7	-1.4%	110.1	81.6	71.1%	44.7
<b>Sub-Total</b>	<b>3,127.1</b>	<b>2,798.3</b>	<b>(73.5)</b>	<b>2,724.8</b>	<b>-2.6%</b>	<b>2,680.1</b>	<b>1,952.7</b>	<b>98.4%</b>	<b>44.7</b>
<b>81D - Office of Information and Technology Services</b>									
(1)-Personnel	2,311.3	2,218.5	(10.6)	2,207.8	-0.5%	2,207.8	1,638.1	100.0%	-
(2-9)-Non-Personnel	7.0	167.2	-	167.2	0.0%	115.6	52.4	69.1%	51.6
<b>Sub-Total</b>	<b>2,318.3</b>	<b>2,385.7</b>	<b>(10.6)</b>	<b>2,375.0</b>	<b>-0.4%</b>	<b>2,323.4</b>	<b>1,690.5</b>	<b>97.8%</b>	<b>51.6</b>
<b>81E - Office of Procurement Services</b>									
(1)-Personnel	974.1	1,043.3	8.8	1,052.1	0.8%	1,052.1	779.9	100.0%	-
(2-9)-Non-Personnel	12.0	12.0	-	12.0	0.0%	11.3	10.7	94.1%	0.7
<b>Sub-Total</b>	<b>986.1</b>	<b>1,055.3</b>	<b>8.8</b>	<b>1,064.1</b>	<b>0.8%</b>	<b>1,063.4</b>	<b>790.6</b>	<b>99.9%</b>	<b>0.7</b>
<b>81F - Office of General Services</b>									
(1)-Personnel	1,514.3	1,765.0	(5.3)	1,759.7	-0.3%	1,759.7	1,302.1	100.0%	-
(2-9)-Non-Personnel	39.0	85.1	3.7	88.8	4.4%	86.3	60.1	97.1%	2.6
<b>Sub-Total</b>	<b>1,553.3</b>	<b>1,850.1</b>	<b>(1.6)</b>	<b>1,848.5</b>	<b>-0.1%</b>	<b>1,845.9</b>	<b>1,362.2</b>	<b>99.9%</b>	<b>2.6</b>
<b>80X - Budget Control Personnel Variances</b>									
(1)-Personnel	-	10.4	(9.7)	0.7	-93.5%	-	-	0.0%	0.7
<b>Chapter 8 - Secretariat for Administration and Finance Total</b>	<b>9,986.3</b>	<b>10,272.4</b>	<b>(68.4)</b>	<b>10,204.0</b>	<b>-0.7%</b>	<b>10,091.4</b>	<b>7,346.6</b>	<b>98.9%</b>	<b>112.6</b>

**2006 REGULAR FUND PROGRAM BUDGET**  
**Budget Execution Status Report and Transfers between Chapters by Chapter, Sub-Program and Category of Expenditure**  
**From January 1, 2006 to September 30, 2006**  
(in thousands of US\$)

Chapter / Sub-Program / Category of Expenditure	Appropriation by Executive Order 05- 13 Rev. 1 <i>(a)</i>	Modified Appropriation as of June 30, 2006 <i>(b)</i>	Transfers July 2006 to September 2006 <i>(c)</i>	Modified Appropriation as of September 30, 2006 <i>(d = b + c)</i>	% of Appropriation transfers <i>(e = c / b)</i>	Obligations <i>(f)</i>	Expenditures <i>(g)</i>	% executed of Modified Appropriation <i>(h = f / d)</i>	Unobligated Appropriation as of September 30, 2006 <i>(i = d - f)</i>
<b><u>Chapter 9 - Basic Infrastructure and Common Costs</u></b>									
<b>91A - Equipment and Supplies - Computers</b> (2-9)-Non-Personnel	252.9	455.9	-	455.9	0.0%	352.8	261.1	77.4%	103.1
<b>91B - Office Equipment and Supplies</b> (2-9)-Non-Personnel	28.0	28.0	-	28.0	0.0%	18.4	11.8	65.8%	9.6
<b>91C - OASES System</b> (2-9)-Non-Personnel	146.9	425.9	-	425.9	0.0%	124.9	70.3	29.3%	301.0
<b>91D - Building Management and Maintenance</b> (2-9)-Non-Personnel	4,670.8	5,492.8	-	5,492.8	0.0%	5,492.8	5,397.5	100.0%	(0.0)
<b>91E - General Insurance</b> (2-9)-Non-Personnel	315.5	350.0	-	350.0	0.0%	308.0	308.0	88.0%	42.0
<b>91F - Post Audits</b> (2-9)-Non-Personnel	18.3	18.3	(13.8)	4.5	-75.4%	3.0	3.0	66.7%	1.5
<b>91G - Recruitment and Transfers</b> (2-9)-Non-Personnel	50.7	216.7	100.5	317.2	46.4%	308.7	248.2	97.3%	8.5
<b>91H - Terminations and Repatriations</b> (2-9)-Non-Personnel	402.6	1,201.6	981.5	2,183.1	81.7%	2,160.1	1,290.2	99.0%	22.9
<b>91I - Home Leave</b> (2-9)-Non-Personnel	187.7	187.7	-	187.7	0.0%	148.3	137.2	79.0%	39.4
<b>91J - Education and Language Allowance, Medical Examinations</b> (2-9)-Non-Personnel	65.4	64.4	-	64.4	0.0%	47.9	47.1	74.5%	16.4
<b>91K - Pension for Retired Executives and Health and Life</b> (2-9)-Non-Personnel	3,235.6	3,235.6	-	3,235.6	0.0%	3,235.4	2,309.1	100.0%	0.2
<b>91L - Human Resources Development</b> (2-9)-Non-Personnel	30.4	280.4	13.8	294.2	4.9%	23.5	17.4	8.0%	270.7
<b>91M - Contribution to the Staff Association</b> (2-9)-Non-Personnel	4.2	4.2	-	4.2	0.0%	4.2	4.2	100.0%	-
<b>Chapter 9 - Basic Infrastructure and Common Costs Total</b>	<b>9,409.0</b>	<b>11,961.5</b>	<b>1,082.0</b>	<b>13,043.4</b>	<b>9.0%</b>	<b>12,228.0</b>	<b>10,105.1</b>	<b>93.7%</b>	<b>815.4</b>
<b>Grand Total</b>	<b>76,275.5</b>	<b>81,497.7</b>	<b>(0.0)</b>	<b>81,497.7</b>	<b>0.0%</b>	<b>75,351.9</b>	<b>57,740.5</b>	<b>92.5%</b>	<b>6,145.8</b>

## SCHEDULE II

EXECUTION BY CHAPTER AND SUB-PROGRAM OF THE REGULAR AND SPECIFIC FUNDS

**2006 REGULAR FUND PROGRAM BUDGET**  
**Execution by Chapter and Sub-Program of the Regular and Specific Funds**  
**From January 1, 2006 to September 30, 2006**  
(in thousands of US\$)

Chapter / Sub-Program / Category of Fund	Regular Fund	Specific Funds	Total Execution	RELATIVE PARTICIPATION IN CHAPTER'S EXECUTION (%)	
				Regular Fund <i>(a = a / c, chapter total)</i>	Specific Funds <i>(e = b / c, chapter total)</i>
	<i>(a)</i>	<i>(b)</i>	<i>(c = a + b)</i>		
<b>Chapter 1 - Secretary General</b>					
11A - Office of the Secretary General	1,849.9	47.0	1,897.0	23.2%	0.6%
11B - Department of Legal Services	1,070.0	0.6	1,070.6	13.4%	0.0%
11C - Department of Planning, Control and Evaluation	665.0	66.9	731.9	8.3%	0.8%
11D - Department of External Relations	867.0	95.6	962.5	10.9%	1.2%
11E - Department of Press and Communications	2,010.2	3.0	2,013.2	25.2%	0.0%
11F - Office of Protocol	554.5	-	554.5	6.9%	0.0%
11G - Summits Department	442.6	306.8	749.4	5.5%	3.8%
<b>Chapter 1 - Secretary General Total</b>	<b>7,459.2</b>	<b>520.0</b>	<b>7,979.2</b>	<b>93.5%</b>	<b>6.5%</b>
<b>Chapter 2 - Assistant Secretary General</b>					
21A - Office of the Assistant Secretary General	1,190.6	1.4	1,192.0	6.1%	0.0%
21B - Office of Conferences and Meetings	5,483.4	-	5,483.4	28.1%	0.0%
21C - OAS Conferences	166.3	254.6	420.9	0.9%	1.3%
21D - Office of Cultural Services	1,450.2	57.3	1,507.5	7.4%	0.3%
21E - Coordinating Office of Offices and Units of the General Secretariat in the Member States	6,087.3	263.9	6,351.2	31.2%	1.4%
21F - Office of the Secretariat to the General Assembly, the Meetings of Consultation, the Permanent Council and Subsidiary Organs	1,176.8	-	1,176.8	6.0%	0.0%
21G - General Assembly	143.5	218.9	362.4	0.7%	1.1%
21I - Permanent Secretariat of the Inter-American Commission of Women	652.4	332.2	984.7	3.3%	1.7%
21J - Secretariat of the Inter-American Committee on Ports	170.4	148.3	318.6	0.9%	0.8%
21K - Inter-American Children's Institute	770.7	-	770.7	3.9%	0.0%
21L - Secretariat of the Inter-American Telecommunications Commission	526.9	418.7	945.6	2.7%	2.1%
<b>Chapter 2 - Assistant Secretary General Total</b>	<b>17,818.5</b>	<b>1,695.4</b>	<b>19,513.8</b>	<b>91.3%</b>	<b>8.7%</b>
<b>Chapter 3 - Autonomous and/or Decentralized Entities</b>					
31A - Inter-American Court of Human Rights	1,656.3	-	1,656.3	12.0%	0.0%
31B - Executive Secretariat of the Inter-American Commission on Human Rights	3,017.2	1,375.0	4,392.2	21.8%	9.9%
31C - Secretariat of the OAS Administrative Tribunal	204.3	19.2	223.6	1.5%	0.1%
31D - Office of the Inspector General	645.1	-	645.1	4.7%	0.0%
31E - Human Development Fund Committee	5,288.2	4.7	5,292.9	38.2%	0.0%
31F - Board of External Auditors	90.8	-	90.8	0.7%	0.0%
31G - Inter-American Defense Board	1,416.2	-	1,416.2	10.2%	0.0%
31H - Panamerican Development Foundation	130.0	-	130.0	0.9%	0.0%
<b>Chapter 3 - Autonomous and/or Decentralized Entities Total</b>	<b>12,448.1</b>	<b>1,398.9</b>	<b>13,847.0</b>	<b>89.9%</b>	<b>10.1%</b>
<b>Chapter 4 - Department of International Legal Affairs</b>					
41B - Office of the Director, Department of International Legal Affairs	515.6	-	515.6	21.2%	0.0%
41D - International Law Office	967.3	-	967.3	39.7%	0.0%
41E - Juridical Cooperation Office	591.3	359.9	951.3	24.3%	14.8%
<b>Chapter 4 - Department of International Legal Affairs Total</b>	<b>2,074.3</b>	<b>359.9</b>	<b>2,434.2</b>	<b>85.2%</b>	<b>14.8%</b>
<b>Chapter 5 - Secretariat for Multidimensional Security</b>					
51B - Secretariat for Multidimensional Security	41.7	-	41.7	0.3%	0.0%
51C - Executive Secretariat of the Inter-American Drug Abuse Control Commission (CICAD)	1,399.1	4,530.0	5,929.1	11.2%	36.3%
51D - Multilateral Evaluation Mechanism Section	264.3	-	264.3	2.1%	0.0%
51E - Secretariat for the Inter-American Committee against Terrorism - CICTE	53.1	1,239.3	1,292.3	0.4%	9.9%
51F - Department for the Prevention of Threats against Public Security	706.2	4,233.7	4,939.9	5.7%	34.0%
<b>Chapter 5 - Secretariat for Multidimensional Security Total</b>	<b>2,464.4</b>	<b>10,003.0</b>	<b>12,467.3</b>	<b>19.8%</b>	<b>80.2%</b>
<b>Chapter 6 - Secretariat for Political Affairs</b>					
61A - Secretariat for Political Affairs	974.4	121.1	1,095.5	4.4%	0.5%
61C - Department for the Promotion of Democracy	840.6	17,117.2	17,957.7	3.8%	76.5%
61D - Department for the Promotion of Good Governance	878.6	405.3	1,283.9	3.9%	1.8%
61E - Department of Crisis Prevention and Specialized Missions	731.9	1,321.0	2,052.8	3.3%	5.9%
<b>Chapter 6 - Secretariat for Political Affairs Total</b>	<b>3,425.5</b>	<b>18,964.5</b>	<b>22,390.0</b>	<b>15.3%</b>	<b>84.7%</b>

**2006 REGULAR FUND PROGRAM BUDGET**  
**Execution by Chapter and Sub-Program of the Regular and Specific Funds**  
**From January 1, 2006 to Spetember 30, 2006**  
(in thousands of US\$)

Chapter / Sub-Program / Category of Fund	Regular Fund	Specific Funds	Total Execution	RELATIVE PARTICIPATION IN CHAPTER'S EXECUTION (%)	
				Regular Fund <i>(a = a / c, chapter total)</i>	Specific Funds <i>(e = b / c, chapter total)</i>
	<i>(a)</i>	<i>(b)</i>	<i>(c = a + b)</i>		
<b>Chapter 7 - Executive Secretariat for Integral Development</b>					
71A - Executive Secretariat for Integral Development	1,105.1	3,553.2	4,658.2	6.5%	21.0%
71B - Department of Follow-up, Policies, and Programs	742.1	-	742.1	4.4%	0.0%
71C - CIDI Mtgs., Ministeries & IA Committees	5.0	-	5.0	0.0%	0.0%
71D - Department of Education, Culture, Science and Technology	1,648.8	233.4	1,882.3	9.7%	1.4%
71E - Department of Trade, Tourism and Competitiveness	2,085.3	1,120.1	3,205.5	12.3%	6.6%
71F - Department of Sustainable Development	1,242.0	4,603.7	5,845.7	7.3%	27.2%
71G - Department of Social Development and Employment	514.2	58.4	572.6	3.0%	0.3%
<b>Chapter 7 - Executive Secretariat for Integral Development Total</b>	<b>7,342.6</b>	<b>9,568.8</b>	<b>16,911.4</b>	<b>43.4%</b>	<b>56.6%</b>
<b>Chapter 8 - Secretariat for Administration and Finance</b>					
81A - Secretariat for Administration and Finance	308.0	-	308.0	3.0%	0.0%
81B - Department of Human Resources	1,870.5	-	1,870.5	18.5%	0.0%
81C - Department of Budgetary and Financial Services	2,680.1	-	2,680.1	26.5%	0.0%
81D - Office of Information and Technology Services	2,323.4	28.7	2,352.2	23.0%	0.3%
81E - Office of Procurement Services	1,063.4	-	1,063.4	10.5%	0.0%
81F - Office of General Services	1,845.9	-	1,845.9	18.2%	0.0%
<b>Chapter 8 - Secretariat for Administration and Finance Total</b>	<b>10,091.4</b>	<b>28.7</b>	<b>10,120.1</b>	<b>99.7%</b>	<b>0.3%</b>
<b>Chapter 9 - Basic Infrastructure and Common Costs</b>					
91A - Equipment and Supplies - Computers	352.8	-	352.8	2.9%	0.0%
91B - Office Equipment and Supplies	18.4	-	18.4	0.2%	0.0%
91C - OASES System	124.9	-	124.9	1.0%	0.0%
91D - Building Management and Maintenance	5,492.8	-	5,492.8	44.9%	0.0%
91E - General Insurance	308.0	-	308.0	2.5%	0.0%
91F - Post Audits	3.0	-	3.0	0.0%	0.0%
91G - Recruitment and Transfers	308.7	-	308.7	2.5%	0.0%
91H - Terminations and Repatriations	2,160.1	-	2,160.1	17.7%	0.0%
91I - Home Leave	148.3	-	148.3	1.2%	0.0%
91J - Education and Language Allowance, Medical Examinations	47.9	-	47.9	0.4%	0.0%
91K - Pension for Retired Executives and Health and Life Insurance for Retired Employees	3,235.4	-	3,235.4	26.5%	0.0%
91L - Human Resources Development	23.5	-	23.5	0.2%	0.0%
91M - Contribution to the Staff Association	4.2	-	4.2	0.0%	0.0%
<b>Chapter 9 - Basic Infrastructure and Common Costs Total</b>	<b>12,228.0</b>	<b>-</b>	<b>12,228.0</b>	<b>100.0%</b>	<b>0.0%</b>
<b>Grand Total</b>	<b>75,351.9</b>	<b>42,539.2</b>	<b>117,891.1</b>	<b>63.9%</b>	<b>36.1%</b>

**General note on Specific Funds:**

Execution related to Specific Funds is dependent and operates exclusively on a cash basis, as programmed and stipulated on individual donor agreements. The list of sub-programs related to Specific Funds contained herein do not make reference to appropriations, since any budgetary reference at the moment could be inaccurate due to the unpredictability of cash receipts from external donors.

**Notes to columns:**

- (a) Regular Fund budgetary execution (Expenditures and Obligations) for the period as reported in this document.
- (b) Execution of Specific Funds does not include Unprogrammed Funds; Fund for Cooperation with Latin America & the Caribbean; Resolution CP 831/2002; Service, Designated and Tax Funds.
- (d)(e) Relative participation with regards to execution by Chapter (c), respectively.